



**CONNECTORS
& COMPONENTS**



1

**CONNECTORS
CONNETTORI**

p. 4-63

- | | |
|---|----------|
| 1.1 ALU ALLOY CONNECTORS
CONNETTORI IN LEGA D'ALLUMINIO | p. 12-36 |
| 1.2 CARBON STEEL CONNECTORS
CONNETTORI IN ACCIAIO AL CARBONIO | p. 38-46 |
| 1.3 STAINLESS STEEL CONNECTORS
CONNETTORI IN ACCIAIO INOSSIDABILE | p. 48-63 |

2

**BRONZE SNAPS
AND COMPONENTS
GANCI DI BRONZO
E COMPONENTI**

p. 64-84

- | | |
|--|----------|
| SNAPS
GANCI | p. 66-69 |
| SNAPS FOR LEASHES
GANCI PER GUINZAGLI | p. 70-71 |
| JIB SNAPS
GARROCCI DA FIOCCO | p. 71 |
| SWIVELS
GIRELLI | p. 72-73 |
| RINGS
ANELLI | p. 74-76 |
| BUCKLES
FIBBIE | p. 77-83 |
| FITTINGS FOR STRAPS
FIBBIE PER SPALLACCI | p. 84 |

3

**MARINE ACCESSORIES
ACCESSORI NAUTICA**

p. 86_95

- | | |
|--|----------|
| QUICK RELEASE
SGANCI RAPIDI | p. 88 |
| MOORING HOOKS
GANCI D'ATTRACCO | p. 89 |
| ANCHOR CONNECTORS
GIUNTI PER ANCORA | p. 90-91 |
| CHAIN CONNECTORS
CONNETTORI PER CATENA | p. 92 |
| ACCESSORIES
ACCESSORI | p. 93-94 |
| SAFETY
SICUREZZA | p. 95-96 |

4

**CODE INDEX
INDICE DEI CODICI**

p. 98-103

MADE IN ITALY SINCE 1830

The origin of Kong starts from afar, around 1830 in a workshop at the foot of the Alps, where Giuseppe Bonaiti gave rise to our story, writing important pages for Made in Italy. The care for maximum protection of human lives, together with the dreams that men “hang” climbing the peaks, led Bonaiti to export his products and philosophy all over the world.

His carabiners have become real fixed points for everyone who practices vertical disciplines.

In 1977 Bonaiti company changed its name to Kong, but the mission remains the same:

“Being a manufacturer of safety where the risk is the protagonist”

The entire production cycle, from the design to the packaging is made in our factory of 10,000 square meters located in Monte Marengo (LC), Italy, where each PPE (Personal Protective Equipment) is tested piece by piece and then sold all over the world.

We can proudly say that, first of all, we are “manufacturers”:

- our employees perform their daily activities with passion to produce high quality systems that ensure maximum safety
- our robots test 100% of our items at 70% of the breaking load
- our operators check 100% of the appearance and functionality of our products

“KONG, from the past to the future, the evolution of safety”

MADE IN ITALY DAL 1830

Le origini di Kong partono da lontano, esattamente nel 1830 in un'officina meccanica situata ai piedi delle Alpi, dove Giuseppe Bonaiti ha dato inizio alla nostra storia, scrivendo pagine importanti del Made in Italy.

L'attenzione per la massima protezione delle vite umane, insieme ai sogni che questi uomini “appendono” scalando le vette, ha portato Bonaiti ad esportare in tutto il mondo la sua filosofia e i suoi prodotti.

I suoi “moschettoni” sono diventati concretamente punti fissi per chiunque pratichi discipline verticali.

Nel 1977 l'azienda Bonaiti cambia nome in Kong, ma l'impronta rimane sempre la stessa:

“Essere produttori di sicurezza dove il rischio è protagonista”

L'intero ciclo di produzione, dalla progettazione al confezionamento, avviene all'interno dei 10.000 mq dello stabilimento di Monte Marengo (LC) Italia, dove ogni DPI (Dispositivo di Protezione Individuale) viene testato pezzo per pezzo e venduto in tutto il mondo.

Con orgoglio possiamo dire di essere innanzitutto produttori:

- i nostri dipendenti svolgono le loro attività quotidiane con passione, per produrre sistemi di alta qualità che garantiscono la massima sicurezza
- i nostri robots testano il 100% dei connettori trazionandoli a circa il 70% del carico marcato
- i nostri operatori controllano il 100% dei prodotti valutandone la perfetta funzionalità e l'aspetto estetico

“KONG, dal passato al futuro, l'evoluzione della sicurezza”

QUALITY CONTROL AND CERTIFICATIONS

KONG, since the beginning, has always followed strict rules to ensure that each product withstands expected loads, controlling and testing piece by piece. This means that when we design a new item, we build a prototype and have it tested by a notified body that verifies compliance with the standards. Then we put it into production with the absolute guarantee that the millionth piece is identical to the first piece produced. This also applies to the production of carry over products.

As a further guarantee to the end user, most of the KONG products are certified according to UIAA - International Climbing and Mountaineering Federation standards and to CE norms.

Many of our items are also certified according to special standards: NFPA - ANSI - RINA - ASTM - EASA or to military specifications.

Kong also followed its natural evolution towards a quality management system and has been certified for more than 20 years, today according to ISO 9001, which is applied to all our business processes.

CONTROLLO DI QUALITÀ E CERTIFICAZIONI

La KONG, fin dalle origini, si è sempre data delle regole ferree per garantire che ogni prodotto resistesse ai carichi previsti, controllandolo e testandolo pezzo per pezzo. Questo vuol dire che quando si progetta un nuovo articolo, si costruisce un prototipo, lo si fa testare da un organismo notificato che ne verifica la conformità agli standard e poi lo si mette in produzione con la garanzia assoluta che il milionesimo pezzo sia identico in tutto e per tutto al primo pezzo prodotto. Questo vale anche per la produzione di articoli consolidati.

Ad ulteriore garanzia dell'utilizzatore finale, la maggior parte dei prodotti KONG è certificata secondo gli standard UIAA (Unione Internazionale delle Associazioni Alpinistiche) e le norme CE.

Molti nostri articoli sono inoltre certificati in accordo alle norme NFPA - ANSI - RINA - ASTM - EASA o a specifiche militari.

L'organizzazione della KONG ha poi trovato la sua naturale evoluzione nel sistema di gestione per la qualità certificato da oltre vent'anni, secondo la norma UNI EN ISO 9001 applicata a tutti i processi aziendali.

Kong headquarters with private airfield N 45° 45' 43" E 9° 26' 47", Monte Marengo (Lecco) - © Kong



Watch the video
Guarda il video



ALU ALLOY / LEGA D'ALLUMINIO

- Best weight/load ratio
- Anodized finishing for the best resistance in aggressive environments
- Attractive look, colored finishing
- Miglior rapporto peso/carico
- Finitura tramite anodizzazione per la migliore resistenza in ambienti aggressivi
- Aspetto accattivante, finitura colorata

CARBON STEEL / ACCIAIO AL CARBONIO

- For heavy loads
- New "Lunar White" finish with greater resistance to corrosion
- Per utilizzi gravosi e di carico pesante
- Buona finitura "Lunar White" con maggiore resistenza alla corrosione

STAINLESS STEEL / ACCIAIO INOX

- High quality AISI 316L steel
- Maximum corrosion resistance
- Perfect for marine environments and food industry
- Available on demand the burnished finishing "BB"
- Acciaio di alta qualità AISI 316L
- Massima resistenza alla corrosione
- Perfetto per ambienti marini e industria alimentare
- Disponibile su richiesta la finitura brunita "BB"



Oval



Asymmetric



Symmetric



HMS




Special



Quick Link

Shape / Forma



OVAL / OVALE

- Versatile shape that shares the load between the spine and the gate.
- Forma versatile che distribuisce uniformemente il carico tra il corpo e la leva.



ASYMMETRIC / ASIMMETRICO

- Designed to orient the load in a predetermined direction on the connector's body.
- Connettore a chiusura automatica destinato ad assicurare il carico in una predeterminata direzione.



SYMMETRIC / SIMMETRICO

- Smooth regular curves are gentle on equipment and allow easy repositioning of loads.
- Le curve regolari e morbide sono delicate sull'attrezzatura e consentono un facile riposizionamento dei carichi.



HMS

- HMS is an abbreviation of the German term Halbmastwurf-Sicherung, primarily intended for use when giving a dynamic belay using an "italian hitch" knot.
- Connettore a chiusura automatica, HMS è l'acronimo del termine tedesco Halbmastwurf-Sicherung, destinato principalmente ad una assicurazione dinamica usando un nodo "mezzo barcaiolo".



SPECIAL / SPECIALE

- Connectors with complex shapes for a particular purpose; can in some cases be connected directly to a specific anchor type.
- Connettore a chiusura automatica con forme complesse destinato a utilizzi particolari; può in certi casi essere collegato direttamente ad un tipo di ancoraggio specifico.



QUICK LINK / MAGLIA RAPIDA

- Connector with a manual closing system, intended for those applications that do not require frequent removal.
- Connettore a chiusura manuale a vite destinato a quegli impieghi dove non è richiesta la rimozione frequente.

CROSS-BAR (ON REQUEST)

- Most carabiners can be supplied with a CROSS-BAR rope fastener already inserted into the carabiner, or disassembled and to be fixed by the customer.
- Alcuni moschettoni possono essere forniti con la barretta fermacorda CROSS-BAR già inserita oppure smontata da fissarsi da parte del cliente.



Sleeves / Ghiera di sicurezza

SCREW / VITE



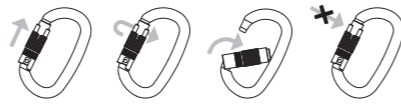
- This sleeve is commonly used for mountaineering. The Kong version is popular due to its quick operation.
- Questa ghiera è quella comunemente utilizzata per l'alpinismo. La versione Kong è apprezzata perchè si aziona rapidamente.

TWIST LOCK



- (2 movements) - The twist-lock sleeve is optimal for safety and convenience. For this reason it is preferred in rescue operations and for industrial use. Available in an ANSI certified version (United States standard).
- (2 movimenti) - La ghiera twist-lock è ottimale per sicurezza e praticità. Per questo motivo è preferita nelle operazioni di soccorso e per usi industriali. Disponibile in versione omologata ANSI (normativa USA).

AUTO BLOCK



- (3 movements) - This sleeve requires three movements to open, and is therefore intended to fulfill the most difficult tasks. Available in an ANSI certified version (United States standard).
- (3 movimenti) - Questa ghiera richiede tre movimenti per l'apertura e quindi è destinata ad assolvere i compiti più ardui. Disponibile in versione omologata ANSI (normativa USA).

NEW
RISE LOCK™



- Innovative automatic locking system that provides the convenience of a 2-movement opening and closure, while significantly reducing the risk of accidental opening. To open it, you need to perform the two movements of rotating the sleeve and opening the gate in that "right sequence".
- Innovativa ghiera automatica che garantisce la praticità delle ghiera a 2 movimenti andandone però a ridurre notevolmente il rischio di apertura accidentale. Per l'apertura è necessario eseguire i due movimenti di rotazione della ghiera e apertura della leva in maniera ben distinta e rispettando la giusta sequenza.

DOUBLE GATE



- This gate is preferred for applications that require frequent openings, as on life lines, because it is easy and secure.
- Questa ghiera è preferita per un uso ripetuto, come avviene sulle linee vita, perchè viene azionata in modo rapido e semplice.

EXPRESS



- This gate is preferred for applications that require frequent openings, as on life lines, because it is easy and secure.
- Questa ghiera è preferita per un uso ripetuto, come avviene sulle linee vita, perchè viene azionata in modo rapido e semplice.

WWW.KONG.IT

KEYLOCK

Did you know that Kong was the first company to produce KeyLock connectors?

Lo sapevate che Kong è stata la prima azienda a produrre connettori KeyLock?



This revolutionary locking system patented by Kong in 1985 takes its name from the peculiar shape of the connection between the gate and the body of the connector that looks like a door keyhole. The real novelty of this patent is that there is absolutely no need for any teeth on the body of the carabiner or on the gate, now completely cylindrical. Now there are no longer any points where the rope or web could get snagged while inserting and removing them. All the sharp edges left over from grinding the carabiner and gate have also been eliminated, as it is no longer necessary.

Questo rivoluzionario sistema di chiusura brevettato da Kong nel 1985 trae il suo nome dalla particolare forma dell'incastro tra la leva ed il corpo del connettore, che ricorda la serratura di una porta. La novità del brevetto è di aver definitivamente eliminato qualsiasi dente di tenuta sia sul corpo del connettore che sulla leva ora completamente cilindrica. Non esiste più alcun punto di possibile impiglio della corda o della fettuccia durante l'inserimento e lo sgancio. Sono stati eliminati pure tutti i bordi taglienti delle fessature del corpo del connettore e della leva, ora non più necessarie.



VERY OLD



OUT OF DATE



TRADITIONAL



Watch the video
Guarda il video

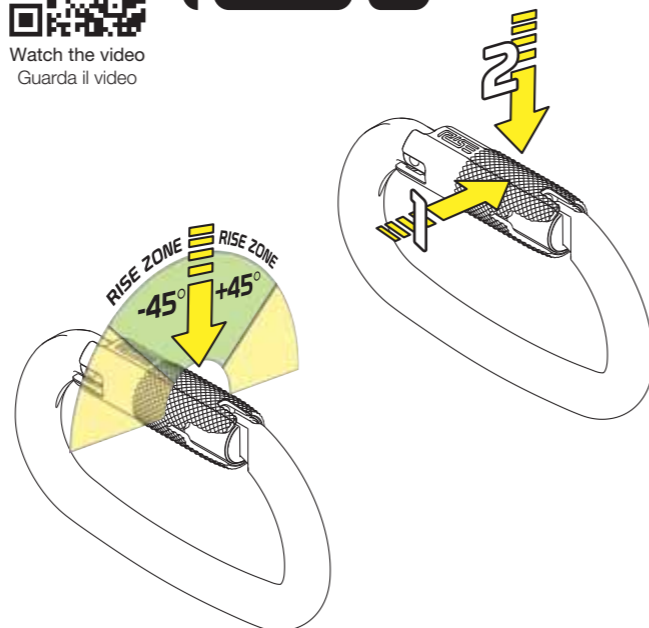
RISE LOCK™ **NEW** **PATENTED**

RISE™ (Right SEquence) is an innovative automatic locking system patented by Kong that provides the convenience of a 2-movement opening and closure, while significantly reducing the risk of accidental opening. Its operation is as simple as it is effective: to open it, you need to perform the two movements of rotating the sleeve and opening the gate in that "right sequence". This means that if you press the gate first, the sleeve will not rotate and therefore the carabiner remains locked. This protects the carabiner from accidental opening caused by rope entanglement or from the carabiner gate pressing against an edge – a concern with other 2-movement closure carabiners. In these examples, this new locking system intervenes, preventing accidental opening.

RISE™ (Right SEquence) è un'innovativa ghiera automatica brevettata da Kong, che garantisce la praticità delle ghiera a 2 movimenti andandone però a ridurre notevolmente il rischio di apertura accidentale. Il suo funzionamento è tanto semplice quanto efficace: per l'apertura è necessario eseguire i due movimenti di rotazione della ghiera e apertura della leva in maniera ben distinta e rispettando la giusta sequenza. Se questa sequenza non viene rispettata, come nel caso di attorcigliamento della corda intorno alla ghiera o sfregamento contro uno spigolo, il sistema di blocco interviene, prevenendo l'apertura accidentale.



Watch the video
Guarda il video



i-CONNECTOR **PATENTED**

- New connectors equipped with NFC chip that brings the history of your device always at your fingertips. No expensive readers required. Readable with a common smartphone or PC.
- This solution provides an easier and faster periodic inspection process, avoiding dangerous mistakes made during the serial number transcription.
- Compatible with any inspection software.
- Patented system.
- Innovativi connettori dotati di microchip NFC che permettono di avere sempre a portata di mano la storia del dispositivo, senza l'ausilio di lettori costosi, è sufficiente un comune smartphone o pc.
- Questa soluzione facilita e velocizza la fase di ispezione periodica ed evita pericolosi errori di trascrizione del numero seriale.
- Compatibili con tutti i software d'ispezione.
- Sistema brevettato.



Watch the video
Guarda il video



Watch the tips
Guarda i consigli



NEW ECO FINISH
NUOVA FINITURA ECO

What are the benefits?
Quali sono i vantaggi?

- It is a technology available to everyone
- It can be read with a simple smartphone or PC
- It does not require the use of expensive readers
- It has infinite fields of application
- Compatible with any software
- It allows a traceability of the device to a error-proof
- Combines the traditional serial number marking with a digital and long-lasting system
- Immediate reading of the serial number without transcription errors
- Technology already available on most of our products
- È una tecnologia disponibile a tutti
- È leggibile con un semplice smartphone o pc
- Non richiede l'utilizzo di costosi lettori
- Ha infiniti campi di applicazione
- È compatibile con qualunque software
- Permette una tracciabilità del dispositivo a prova di errore
- Affianca la tradizionale marcatura del numero seriale con un sistema digitale e a lunga durata
- Lettura del seriale immediata e senza errori di trascrizione
- È una tecnologia già disponibile su gran parte dei nostri prodotti

What is it for?
A cosa serve?

- Periodic inspections
- Device assignment management
- Management of loading and unloading of the warehouse
- Adventure Parks access management
- Monitoring the number of uses of the device
- Insertion of personal information
- Your imagination is the limit...
- Ispezioni periodiche
- Gestione assegnazione del dispositivo
- Gestione di carico e scarico del magazzino
- Gestione degli accessi ad un parco avventura
- Monitoraggio del numero di utilizzi del dispositivo
- Inserimento di informazioni personali
- Il limite è dato dalla tua fantasia...

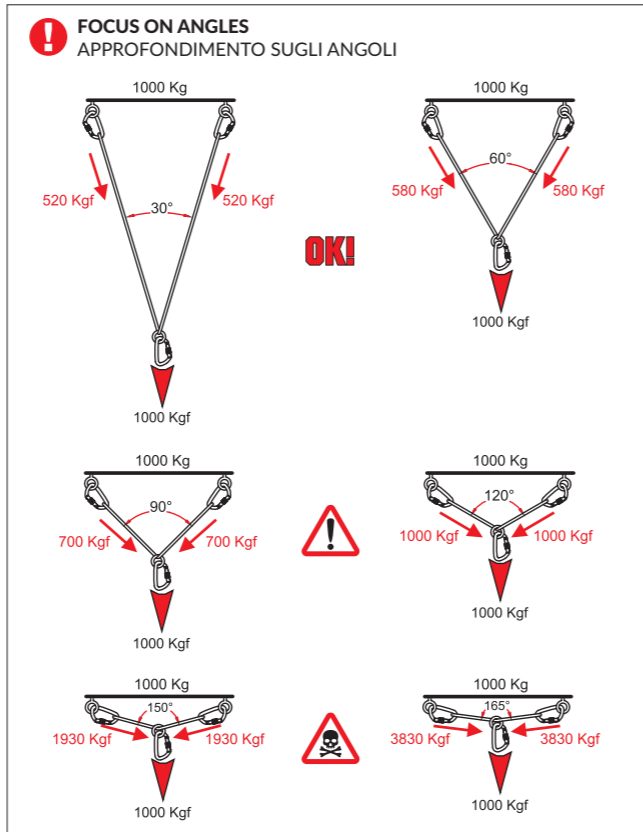
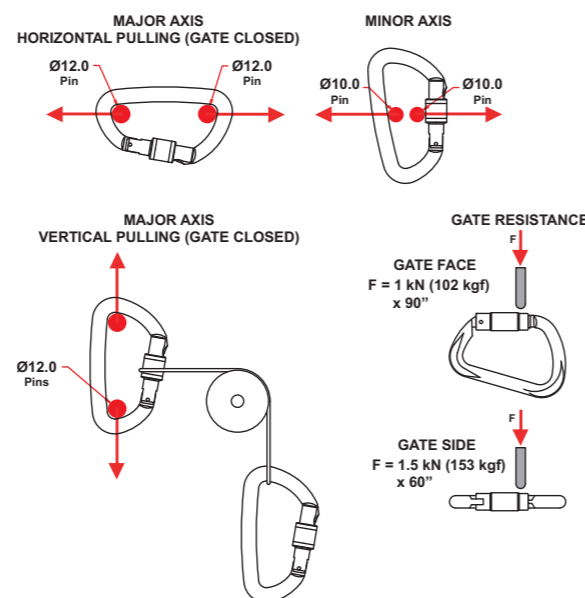




General Safety Remarks

Warning: The maximum tolerated load marked on the connectors is very close to the breaking point. Connectors supporting this stress will be permanently deformed and absolutely must be replaced. See the following pictures for connector and sleeve testing.

Attenzione: sui connettori è marcato il carico massimo garantito. Un connettore sottoposto a tale carico si deforma permanentemente e deve essere assolutamente sostituito. I connettori e le ghiera vengono testati come riportato nelle seguenti illustrazioni.



All our connectors are tested piece by piece.
Tutti i nostri connettori sono testati pezzo per pezzo.

WWW.KONG.IT

The world of standards is extremely complex and articulated; below is a quick summary to help you reading the tables and choose the right connector for your needs.

• EN 362 (WORK - safety at work against falls from height)

- **(Class B) basic connector:** self-closing connector intended to be used as a component.
- **(Class M) multi-use connector:** basic or screw link connector intended to be used as a component, which may be loaded in the major and to a lesser extent in the minor axis.
- **(Class T) termination connector:** self-closing connector designed to allow the fixing as an element of a sub-system in such a way that the loading is in a predetermined direction.
- **(Class A) anchor connector:** connector which closes automatically, designed to be linked directly to a specific type of anchor as a component.
- **(Class Q) screwlink connector:** connector which is closed by a screw-motion gate, which is a load bearing part of the connector when fully screwed up, intended to be used only for long-term or permanent connections.

• EN 12275 (RECREATIONAL - mountaineering equipment)

- **(Class B) basic connector:** self-closing connector for use anywhere in a belay system.
- **(Class H) HMS connector:** self-closing connector - generally pear shaped - intended to be used primarily for dynamic belaying, for example using an "Italian hitch" (HMS).
- **(Class K) Klettersteig connector:** self-closing connector intended to be used primarily for linking a mountaineer to a Klettersteig anchor (via ferrata) system.
- **(Class T) termination connector:** self-closing connector designed to ensure that the loading is in a predetermined direction.
- **(Class A) specific anchor connector:** self-closing connector designed only to be linked directly to a specific class of anchor.
- **(Class Q) screwed-closure connector - quicklink:** connector which is closed by a screw-motion gate, which is a load bearing part of the connector when fully screwed up.
- **(Class X) oval connector:** self-closing connector with symmetric shape designed for e. g. aid climbing and pulleys.

• ANSI (American National Standard Institute)

The American National Standard Institute (ANSI) is an organization that oversees the development of standards for products, services, processes, systems, and personnel in the United States. ANSI/ASSE Z359 is a fall from a height protection program, specifically ANSI/ASSE Z359.12 set the minimum requirements for connecting elements.

• NFPA (National Fire Protection Association)

The National Fire Protection Association (NFPA) is a global nonprofit organization, established in 1896, devoted to eliminating death, injury, property and economic loss due to fire, electrical and related hazards.

NFPA 1983 defines the minimum design, performance, testing, and certification requirements for emergency service personnel equipment, dividing it in three categories:

- **"E" Escape:** immediate self-rescue of a single fire or emergency services person from a life-threatening emergency situation, generally above ground, using system components or manufactured systems designed for self-rescue escape.
- **"T" Technical use:** one designation of an equipment item or manufactured systems designed for Technical Use loads and escape based on design loads that are calculated and understood. (Technical Use was previously defined as Light Use and prior to that as Personal Use).
- **"G" General use:** one designation of an equipment item or manufactured systems designed for General Use loads, technical use loads and escape based on design loads that are calculated and understood.

Il mondo delle norme è estremamente complicato e articolato; per questo, di seguito, si riporta un breve riepilogo che permette di comprendere al meglio le tabelle e scegliere il connettore più adatto a ciascun bisogno.

• EN 362 (LAVORO - sicurezza sul lavoro contro le cadute dall'alto)

- (Classe B) connettore base: connettore a chiusura automatica da usare come componente di un sistema di sicurezza.
- (Classe M) connettore multiuso: connettore base o maglia rapida con ghiera a vite da usare come componente, che può essere caricato sull'asse maggiore e in misura minore sull'asse minore.
- (Classe T) connettore terminale: connettore a chiusura automatica ideato per permettere il fissaggio come elemento di un sottosistema in modo tale che il carico sia applicato in una direzione predefinita.
- (Classe A) connettore di ancoraggio: connettore con chiusura automatica, ideato per essere collegato direttamente ad un tipo specifico di ancoraggio come componente.
- (Classe Q) connettore con chiusura a vite (maglia rapida): connettore con chiusura a vite, che diventa parte del carico del connettore quando è completamente avvitato, da utilizzare solo per connessioni lunghe o permanenti.

• EN 12275 (USO RICREATIVO - attrezzatura per alpinismo)

- (Classe B) connettore base: connettore a chiusura automatica da usare ovunque in un sistema di assicurazione.
- (Classe H) connettore HMS: connettore a chiusura automatica - generalmente con forma a pera - da usare principalmente per l'assicurazione dinamica, usando per esempio un nodo mezzo barcaiolo (HMS).
- (Classe K) connettore da via ferrata (Klettersteig): connettore a chiusura automatica da utilizzare principalmente per collegare un alpinista ad un sistema di ancoraggio per via ferrata.
- (Classe T) connettore terminale: connettore a chiusura automatica ideato per assicurare che il carico sia applicato in una direzione predefinita.
- (Classe A) connettore per ancoraggio specifico: connettore con chiusura automatica ideato solo per essere collegato direttamente ad una classe specifica di ancoraggi.
- (Classe Q) connettore con chiusura a vite - maglia rapida: connettore con chiusura a vite, che diventa parte del carico del connettore quando è completamente avvitato.
- (Classe X) connettore ovale: connettore con chiusura automatica e forma simmetrica ideato per esempio per arrampicata artificiale e carrucole.

• ANSI (American National Standard Institute)

L'American National Standard Institute (ANSI) è un'organizzazione che supervisiona lo sviluppo di Standard per prodotti, servizi, processi, sistemi e personale negli Stati Uniti.

ANSI/ASSE Z359 è un programma di protezione da cadute dall'alto, nello specifico lo Standard ANSI/ASSE Z359.12 stabilisce i requisiti minimi degli elementi di connessione.

• NFPA (National Fire Protection Association)

La National Fire Protection Association (NFPA) è un'organizzazione globale no-profit, fondata nel 1896, dedita ad eliminare morti, infortuni, perdite economiche e di proprietà dovute a incendi e a pericoli di natura elettrica e correlati.

La norma NFPA 1983 definisce i requisiti minimi di progettazione, performance, test e certificazione dell'equipaggiamento per il personale addetto alle emergenze, suddividendolo in tre categorie:

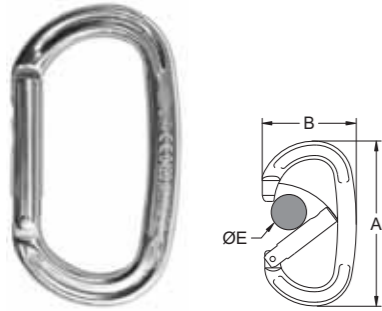
- **"E" Escape (Evacuazione):** immediato autosoccorso di una singola persona addetta ai servizi di emergenza o antincendio da una situazione di emergenza mortale, generalmente sopra il livello del suolo, utilizzando componenti di sistemi o sistemi assemblati progettati per l'evacuazione tramite autosoccorso.
- **"T" Technical use (Utilizzo tecnico):** designazione di una parte di equipaggiamento o di un sistema assemblato progettati per carichi ad uso tecnico ed evacuazioni basate su carichi di progettazione calcolati e conosciuti.
- **"G" General use (Utilizzo generale):** designazione di una parte di equipaggiamento o di un sistema assemblato progettati per carichi ad uso generale, ad uso tecnico ed evacuazioni basate su carichi di progettazione calcolati e conosciuti.

OVALONE

- Oval aluminum connector with a large opening. The wide symmetrical shape, greater than a classic oval, positions well on mobile devices allowing their correct operation, even if not perfectly aligned with the connector.
- Available in straight gate, screw sleeve, Auto Block, Twist Lock and Rise Lock™ models.
- The Keylock system prevents any accidental catching on the rope or anchor point.

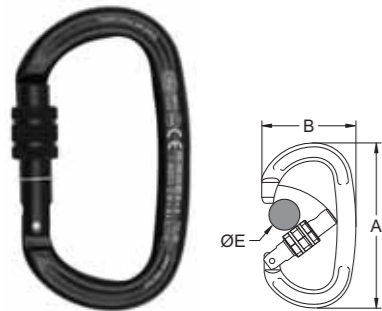
- Connettore ovale in alluminio con grande apertura della leva. L'ampia forma simmetrica, maggiore rispetto a quella di un ovale classico, permette un miglior posizionamento sui dispositivi mobili e il loro corretto funzionamento anche se non perfettamente in asse con il connettore.
- Disponibile nelle versioni a leva dritta, a ghiera a vite e con le ghiera automatiche Auto Block, Twist Lock e Rise Lock™.
- Sistema keylock che evita qualunque impiglio accidentale della corda o nel punto di ancoraggio.

STRAIGHT GATE KEYLOCK



#	Standards	Color	◀	⬆	↻	⚙	A	B	C	D	E
			kN	kN	kN	g	mm	mm	mm	mm	mm
712L00PPKK	EN 12275/B	□□	26	10	8	68	110	62.6	-	-	22

SCREW SLEEVE KEYLOCK



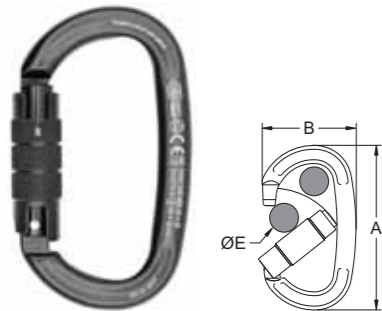
#	Standards	Color	◀	⬆	↻	⚙	A	B	C	D	E
			kN	kN	kN	g	mm	mm	mm	mm	mm
712LA0NNKK	EN 12275/B EN 362/B - EAC	■ ■ ■	26	12	8	72	110	62.6	-	-	21
712LA0ONOKK	EN 12275/B EN 362/B - EAC	■ ■ □	26	12	8	72	110	62.6	-	-	21
712LA0RNPCK	EN 12275/B EN 362/B - EAC	■ ■ □	26	12	8	72	110	62.6	-	-	21
712LA0PPPKK	EN 12275/B EN 362/B - EAC	□ □ □	26	12	8	72	110	62.6	-	-	21

AUTO BLOCK KEYLOCK



#	Standards	Color	◀	⬆	↻	⚙	A	B	C	D	E
			kN	kN	kN	g	mm	mm	mm	mm	mm
712LM0NNKK	EN 12275/B EN 362/B - EAC	■ ■ ■	26	9	8	79	110	62.6	-	-	21
712LM0OPNKK	EN 12275/B EN 362/B - EAC	■ ■ □	26	9	8	79	110	62.6	-	-	21
712LM0RPPCK	EN 12275/B EN 362/B - EAC	■ ■ □	26	9	8	79	110	62.6	-	-	21
712LM0PPPKK	EN 12275/B EN 362/B - EAC	□ □ □	26	9	8	79	110	62.6	-	-	21

TWIST LOCK KEYLOCK



#	Standards	Color	◀	⬆	↻	⚙	A	B	C	D	E
			kN	kN	kN	g	mm	mm	mm	mm	mm
712LG0NNKK	EN 12275/B EN 362/B - EAC	■ ■ ■	26	9	8	79	110	62.6	-	-	21
712LG0OPNKK	EN 12275/B EN 362/B - EAC	■ ■ □	26	9	8	79	110	62.6	-	-	21
712LG0RPPCK	EN 12275/B EN 362/B - EAC	■ ■ □	26	9	8	79	110	62.6	-	-	21
712LG0PPPKK	EN 12275/B EN 362/B - EAC	□ □ □	26	9	8	79	110	62.6	-	-	21

OVALONE ALU RISE LOCK™

NEW PATENTED RISE
Pag. 8

RISE LOCK™ KEYLOCK

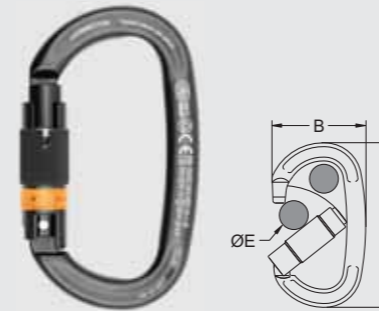


#	Standards	Color	◀	⬆	↻	⚙	A	B	C	D	E
			kN	kN	kN	g	mm	mm	mm	mm	mm
712LE0GPKK	EN 12275/B EN 362/B	■ ■ ■	26	9	8	75	110	62.6	-	-	21
712LE0NPCK	EN 12275/B EN 362/B	■ ■ □	26	9	8	75	110	62.6	-	-	21
712LE0OPCK	EN 12275/B EN 362/B	■ ■ □	26	9	8	75	110	62.6	-	-	21
712LE0RPRCK	EN 12275/B EN 362/B	■ ■ □	26	9	8	75	110	62.6	-	-	21

I-OVALONE ALU

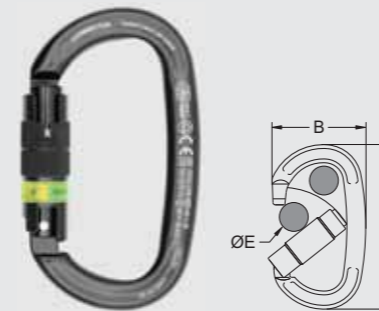
PATENTED NFC Ready I-CONNECTOR
Pag. 9

AUTO BLOCK KEYLOCK



#	Standards	Color	◀	⬆	↻	⚙	A	B	C	D	E
			kN	kN	kN	g	mm	mm	mm	mm	mm
712LM1NNKK	EN 12275/B EN 362/B	■ ■ ■	26	9	8	76	110	62.6	-	-	21
712LM1FFFKK	EN 12275/B EN 362/B	■ ■ □	26	9	8	76	110	62.6	-	-	21
712LM1LLKK	EN 12275/B EN 362/B	□ □ □	26	9	8	76	110	62.6	-	-	21

TWIST LOCK KEYLOCK



#	Standards	Color	◀	⬆	↻	⚙	A	B	C	D	E
			kN	kN	kN	g	mm	mm	mm	mm	mm
712LG1NNKK	EN 12275/B EN 362/B	■ ■ ■	26	9	8	76	110	62.6	-	-	21
712LG1FFFKK	EN 12275/B EN 362/B	■ ■ □	26	9	8	76	110	62.6	-	-	21
712LG1LLKK	EN 12275/B EN 362/B	□ □ □	26	9	8	76	110	62.6	-	-	21

OVALONE DNA ALU NEW

- New version made in aluminum alloy.
- Special "helical" connector with twisted body with circular section, essential when an "off-axis" load is required.
- Allows you to rotate any device inserted (descenders, blockers, fall arresters, etc.) by 90°, optimizing its operating condition.
- Available in versions with Auto Block ring (3 movements) and Twist Lock (2 movements).

- Nuova versione in lega d'alluminio.
- Speciale connettore "elicoidale" con corpo ritorto a sezione circolare, essenziale quando è richiesto un carico "disassato".
- Consente di ruotare di 90° qualsiasi dispositivo venga inserito (discensori, bloccanti, anticaduta, ecc...), ottimizzandone la condizione operativa.
- Disponibile in versione con ghiera Auto Block (3 movimenti) e Twist Lock (2 movimenti).

AUTO BLOCK KEYLOCK



#	EN	Standards	Color	◀	⬆	↻	⚠	A	B	C	D	E
				kN	kN	kN	g	mm	mm	mm	mm	mm
714LM0GGGKK	✓	EN 362:04/B EN 12275/B		24	8	7	80	108	63	-	-	19
714LM0NNNKK	✓	EN 362:04/B EN 12275/B		24	8	7	80	108	63	-	-	19
714LM0OOOJK	✓	EN 362:04/B EN 12275/B		24	8	7	80	108	63	-	-	19
714LM0RRRKK	✓	EN 362:04/B EN 12275/B		24	8	7	80	108	63	-	-	19

TWIST LOCK KEYLOCK



#	EN	Standards	Color	◀	⬆	↻	⚠	A	B	C	D	E
				kN	kN	kN	g	mm	mm	mm	mm	mm
714LG0GGGKK	✓	EN 362:04/B EN 12275/B		24	8	7	80	108	63	-	-	19
714LG0NNNKK	✓	EN 362:04/B EN 12275/B		24	8	7	80	108	63	-	-	19
714LG0OOOJK	✓	EN 362:04/B EN 12275/B		24	8	7	80	108	63	-	-	19
714LG0RRRKK	✓	EN 362:04/B EN 12275/B		24	8	7	80	108	63	-	-	19



OVAL

- Oval aluminum connector with a rounded bar, recommended for use with mobile devices (pulleys, rope clamps, fall arresters, etc.).
- Available with a straight gate or screw sleeve, making it also suitable for professional applications.
- The Keylock system prevents any accidental catching on the rope or anchor point.

- Connettore ovale in alluminio con corpo a sezione circolare che lo rende consigliato per l'utilizzo con dispositivi mobili (carrucole, bloccanti, anticaduta...).
- Disponibile nelle versioni a leva dritta e con ghiera a vite che lo rende utilizzabile anche per applicazioni professionali
- Sistema keylock che evita qualunque impiglio accidentale della corda o nel punto di ancoraggio.

STRAIGHT GATE KEYLOCK



#	EN	Standards	Color	◀	⬆	↻	⚠	A	B	C	D	E
				kN	kN	kN	g	mm	mm	mm	mm	mm
730L00NNOKK	✓	EN 12275/B		22	7	7	60	105	54	11	-	16
730L00BDOKK	✓	EN 12275/B		22	7	7	60	105	54	11	-	16
730L00RNOKK	✓	EN 12275/B		22	7	7	60	105	54	11	-	16
730L00PPOKK	✓	EN 12275/B		22	7	7	60	105	54	11	-	16

SCREW SLEEVE KEYLOCK



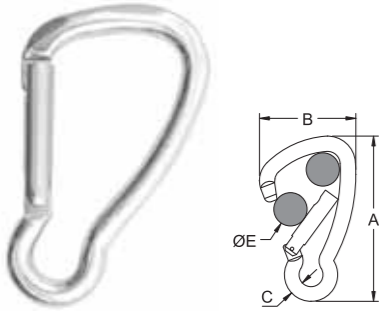
#	EN	Standards	Color	◀	⬆	↻	⚠	A	B	C	D	E
				kN	kN	kN	g	mm	mm	mm	mm	mm
730LA0PPPKK	✓	EN 12275/B EN 362/B - EAC		22	7	7	65	105	54	11	-	16
730LA0BPPKK	✓	EN 12275/B EN 362/B - EAC		22	7	7	65	105	54	11	-	16
730LA0NNNKK	✓	EN 12275/B EN 362/B - EAC		22	7	7	65	105	54	11	-	16
730LA0RPPKK	✓	EN 12275/B EN 362/B - EAC		22	7	7	65	105	54	11	-	16
730LA0ONOKK	✓	EN 12275/B EN 362/B - EAC		22	7	7	65	105	54	11	-	16

HARNESS

- Asymmetric connector.
- Ideal, if made of aluminum, as a keyholder or for hanging small items from packs. If made of stainless steel, for yachting or, if made of carbon steel, for work.

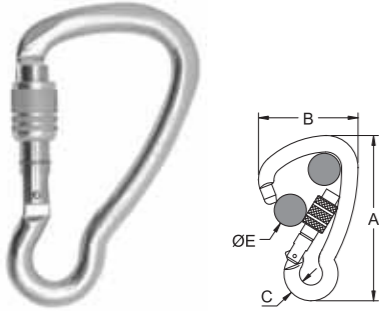
- Connettore asimmetrico.
- Ideale, se in alluminio, come portachiavi o per appendere piccoli oggetti allo zaino, se in inox, per uso nautico o, se in ferro, per uso sul lavoro.

STRAIGHT GATE



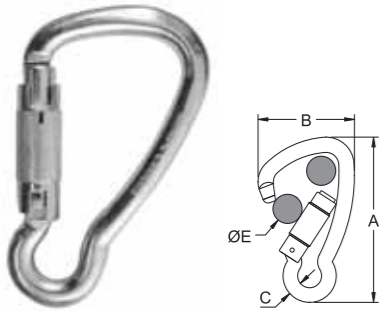
#		Standards	Color					A mm	B mm	C mm	D mm	E mm
735E00BNOKK	-	-		5	-	-	26	85	51,5	8	-	18
735E00RNOKK	-	-		5	-	-	26	85	51,5	8	-	18
735E00PPOKK	-	-		5	-	-	26	85	51,5	8	-	18

SCREW SLEEVE



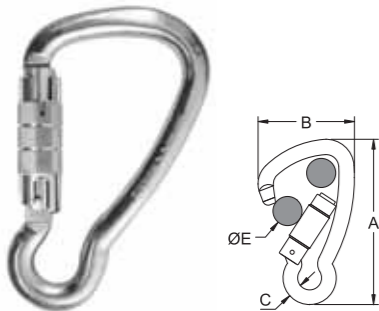
#		Standards	Color					A mm	B mm	C mm	D mm	E mm
735EA0PPPKK	-	-		5	-	-	32	85	51,5	8	-	17
735LA0PPPKK	-	EN 362/B		22	7	6	80	125	72,5	11	-	23

AUTO BLOCK



#		Standards	Color					A mm	B mm	C mm	D mm	E mm
735LM0PPPKK	-	EN 362/B		22	7	6	90	125	72,5	11	-	23

TWIST LOCK



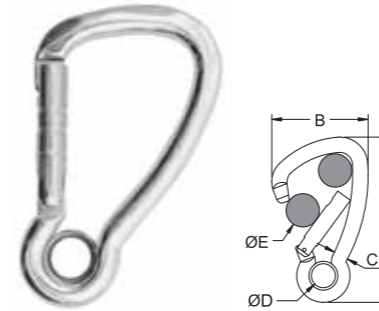
#		Standards	Color					A mm	B mm	C mm	D mm	E mm
735LG0PPPKK	-	EN 362/B		22	7	6	90	125	72,5	11	-	23

HARNESS EYE

- Asymmetric connector with a straight gate and captive eye, available in different materials.

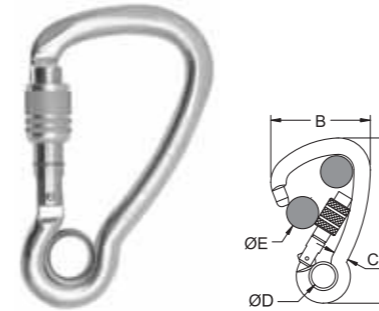
- Connettore asimmetrico con leva dritta e occhio, disponibile in diversi materiali.

STRAIGHT GATE



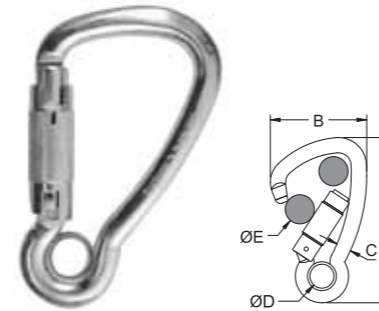
#		Standards	Color					A mm	B mm	C mm	D mm	E mm
735E0GPPOKK	-	-		5	-	-	29	85	51,5	8	10	18
735I0GPPOKK	-	-		17	-	-	49	100	60	10	11	19
735L0GPPOKK	-	-		22	7	6	78	125	72,5	11	15	26

SCREW SLEEVE



#		Standards	Color					A mm	B mm	C mm	D mm	E mm
735EAGPPPKK	-	-		5	-	-	34	85	51,5	8	10	17
735IAGPPPKK	-	-		17	-	-	49	100	60	10	11,5	17
735LAGPPPKK	-	EN 362/T		22	7	6	85	125	72,5	11	15	23

AUTO BLOCK



#		Standards	Color					A mm	B mm	C mm	D mm	E mm
735LMGPPPKK	-	EN 362/T		22	7	6	95	125	72,5	11	15	23

ARGON

- Connector dedicated to those looking for maximum lightness and small dimensions. Designed for sport climbing and for assembling light quickdraws.
Available with a straight gate and Keylock system that allows easy clipping, or with a wire gate for extreme lightness, or with a screw sleeve making it one of the smallest locking connectors on the market.

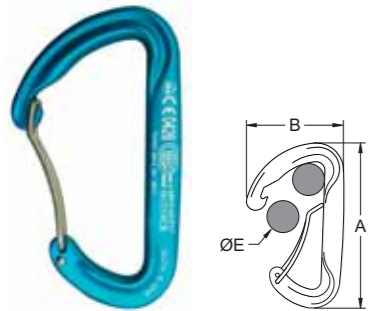
- Connettore dedicato a chi cerca il massimo della leggerezza e il minimo ingombro. Progettato per l'arrampicata sportiva e l'utilizzo su rinvio. Disponibile con leva dritta e sistema Keylock che permette un facile moschettonaggio allo spit, in versione con leva a filo ultraleggera e con ghiera a vite che lo rende uno dei più piccoli connettori da sosta presenti sul mercato.

ARGON K - LIGHT ALLOY



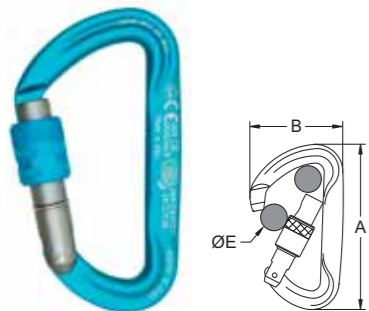
#		Standards	Color					A	B	C	D	E
				kN	kN	kN	g	mm	mm	mm	mm	mm
719H00DB0KK	✓	EN 12275/B		22	9	7	36	93	52	-	-	17

ARGON F - LIGHT ALLOY



#		Standards	Color					A	B	C	D	E
				kN	kN	kN	g	mm	mm	mm	mm	mm
719H30B00KK	✓	EN 12275/B		21	8	7	31	93	52	-	-	18
719H30D00KK	✓	EN 12275/B		21	8	7	31	93	52	-	-	18

ARGON S - LIGHT ALLOY



#		Standards	Color					A	B	C	D	E
				kN	kN	kN	g	mm	mm	mm	mm	mm
719HA0NNKK	✓	EN 12275/B EN 362/B - EAC		22	9	7	43	93	52	-	-	15
719HA0DBKK	✓	EN 12275/B EN 362/B - EAC		22	9	7	43	93	52	-	-	15

ARGON R

- Argon R is the doped-up version of the smaller Argon. The special curved shape provides a secure grip and fast clipping. The contact surfaces are wider to reduce wear and lengthen the life of the connector. The gate opening has been increased. Designed specifically as a rope connector for Argon quickdraws.

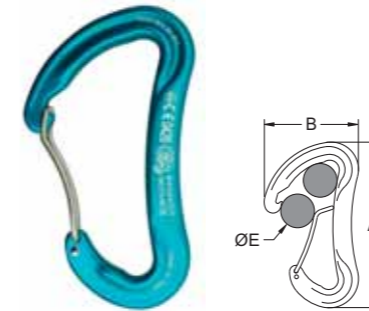
- Argon R è la versione anabolizzata del più compatto Argon. La speciale forma curva permettere una sicura presa della mano e un rapido moschettonaggio della corda. Le superfici di contatto sono più larghe per ridurre l'usura e il passaggio della corda è stato aumentato. Studiato appositamente come connettore da corda per i rinvii Argon.

ARGON RK - LIGHT ALLOY



#		Standards	Color					A	B	C	D	E
				kN	kN	kN	g	mm	mm	mm	mm	mm
729110NC0KK	✓	EN 12275/B		22	10	10	48	103	58	-	-	21
729110BD0KK	✓	EN 12275/B		22	10	10	48	103	58	-	-	21

ARGON RF - LIGHT ALLOY



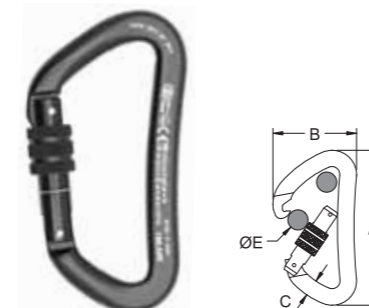
#		Standards	Color					A	B	C	D	E
				kN	kN	kN	g	mm	mm	mm	mm	mm
729130BP0KK	✓	EN 12275/B		23	9	10	39	103	59	-	-	21

HEAVY DUTY ALU

- High tensile aluminum carabiner with screw gate. Heavy Duty Alu is the aluminum connector with the highest strength in the range of aluminium carabiners of our production, 36 kN on major axis!
- The particular D shape prevents the rotation of the hook and allows distribution of most of the load along the stronger axis.
- Equipped with screw gate which makes it perfect for all professional applications.

- Moschettone ad alto carico in alluminio con ghiera a vite. Heavy Duty Alu è il connettore in alluminio con la più alta tenuta di carico della nostra produzione, ben 36 kN sull'asse maggiore!
- La particolare forma a D evita la rotazione del moschettone e permette di ripartire maggiormente il carico lungo l'asse più robusto.
- Dotato di ghiera a vite che lo rende perfetto per tutte le applicazioni professionali.

SCREW SLEEVE



#		Standards	Color					A	B	C	D	E
				kN	kN	kN	g	mm	mm	mm	mm	mm
772MA0NNKK	✓	EN 362/B EN 12275/B		36	11	13	88	120	64	11	-	16

ERGO

- Compact and lightweight connector, with an ergonomic shape and high tensile strength.
- Available with a straight gate, with a screw, express, auto block or twist lock sleeve and in the special double gate version with a durable wire gate.

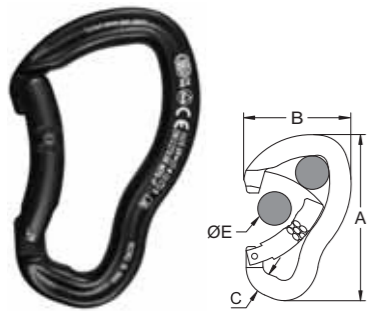
- Compatto e leggero, dalla forma ergonomica e con un elevato carico di rottura.
- Disponibile con leva dritta o curva, ghiera a vite, express, autoblock, twistlock e nella speciale versione double gate con resistente leva a filo.

STRAIGHT GATE



#		Standards	Color					A	B	C	D	E
783I00NNOKK	✓	EN 12275/B		27	10	9	55	99	64	11,5	-	20

BENT GATE



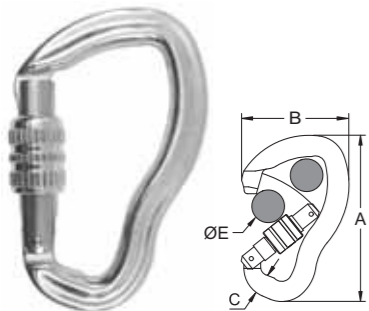
#		Standards	Color					A	B	C	D	E
783I10NNOKK	✓	EN 12275/B		27	10	9	55	99	64	11,5	-	20

SCREW SLEEVE



#		Standards	Color					A	B	C	D	E
783IA0NNKK	✓	EN 12275/B EN 362/B - EAC		27	10	9	58	99	64	11,5	-	19

EXPRESS SLEEVE



#		Standards	Color					A	B	C	D	E
783IU0PPPKK	✓	EN 12275/B EN 362/B		27	10	9	59	99	64	11,5	-	19

AUTO BLOCK



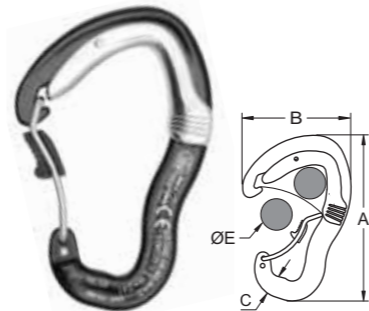
#		Standards	Color					A	B	C	D	E
783IM0NNKK	✓	EN 12275/B EN 362/B		27	7	9	65	99	64	11,5	-	16

TWIST LOCK



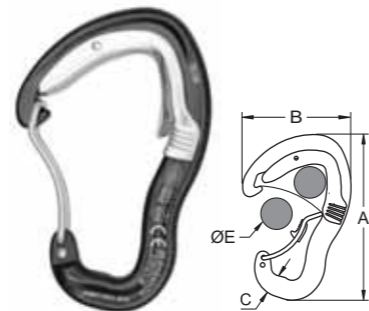
#		Standards	Color					A	B	C	D	E
783IG0NNKK	✓	EN 12275/B EN 362/B		27	7	9	65	99	64	11,5	-	17

DOUBLE GATE



#		Standards	Color					A	B	C	D	E
783IX0NP5KK	✓	EN 12275/B EN 362/B		27	7	8	83	99	64	11,5	-	19

OPEN LATCH DOUBLE GATE



#		Standards	Color					A	B	C	D	E
783IY0NP5KK	✓	EN 12275/B		25	8	8	80	99	64	11,5	-	19

TRAPPER

- Aluminum alloy connector available with a straight gate, bent gate or screw sleeve, and fitted with the Keylock system. Designed for use in quickdraws. The D shape transfers the majority of the load onto the main axis of the connector.

- Connettore da rinvio in lega d'alluminio disponibile con leva dritta, curva o ghiera a vite, dotato di sistema keylock. Progettato per l'arrampicata sportiva e l'utilizzo su rinvio. La forma a D trasferisce la maggioranza del carico sull'asse principale del connettore.

STRAIGHT GATE KEYLOCK



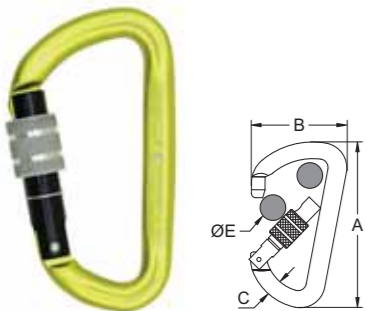
#		Standards	Color					A mm	B mm	C mm	D mm	E mm
789I00CN0KK	✓	EN 12275/B		23	10	8	55	98	58	10	-	19
789I00PP0KK	✓	EN 12275/B		23	10	8	55	98	58	10	-	19

BENT GATE KEYLOCK



#		Standards	Color					A mm	B mm	C mm	D mm	E mm
789I10PP0KK	✓	EN 12275/B		23	10	8	52	98	58	10	-	19
789I10CN0KK	✓	EN 12275/B		23	10	8	52	98	58	10	-	19

SCREW SLEEVE KEYLOCK



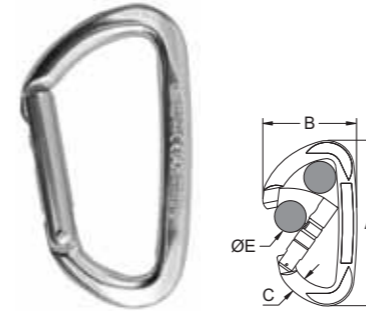
#		Standards	Color					A mm	B mm	C mm	D mm	E mm
789IA0NNNKK	✓	EN 12275/B EN 362/B - EAC		23	10	8	55	98	58	10	-	15
789IA0CNPCK	✓	EN 12275/B EN 362/B - EAC		23	10	8	55	98	58	10	-	15

GUIDE

- Heavy load aluminum alloy connector.
- The generous size and wide gate opening make it practical and liked by both beginners and professionals.

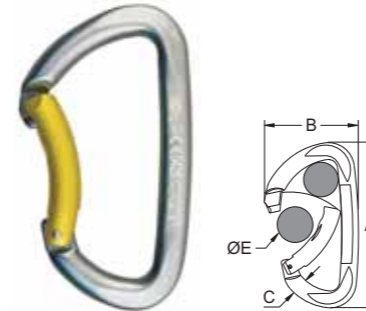
- Connettore in lega d'alluminio ad alto carico.
- Le dimensioni generose e l'ampia apertura della leva lo rendono un prodotto pratico e trasversale apprezzato sia dai principianti che dai professionisti.

STRAIGHT GATE KEYLOCK



#		Standards	Color					A mm	B mm	C mm	D mm	E mm
733L00NN0KK	✓	EN 12275/B		30	10	10	65	110	62.5	11	-	22
733L00PP0KK	✓	EN 12275/B		30	10	10	65	110	62.5	11	-	22

BENT GATE KEYLOCK



#		Standards	Color					A mm	B mm	C mm	D mm	E mm
733L10FC0KK	✓	EN 12275/B		30	10	10	65	110	62.5	11	-	24
733L10PP0KK	✓	EN 12275/B		30	10	10	65	110	62.5	11	-	24

SCREW SLEEVE KEYLOCK

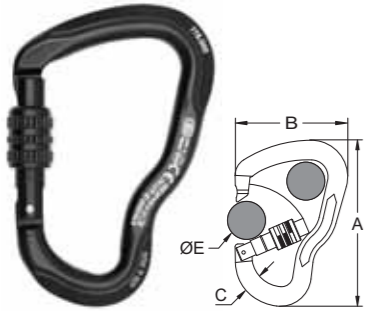


#		Standards	Color					A mm	B mm	C mm	D mm	E mm
733LA0PPPCK	✓	EN 12275/B EN 362/B - EAC		30	10	10	70	110	62.5	11	-	19
733LA0NNNCK	✓	EN 12275/B EN 362/B - EAC		30	10	10	70	110	62.5	11	-	19
733LA0RNPCK	✓	EN 12275/B EN 362/B - EAC		30	10	10	70	110	62.5	11	-	19
733LA0FCPCK	✓	EN 12275/B EN 362/B - EAC		30	10	10	70	110	62.5	11	-	19

FERRATA

- Aluminum alloy connector available with a screw, auto block or twist lock sleeve.
- Its special shape provides a large opening (up to 27 mm) and an excellent grip.
- Normally used on a lanyard or in via ferrata sets.
- Connettore in alluminio disponibile con ghiera a vite, autoblock e twistlock.
- La forma particolare garantisce una grande apertura (27 mm) e un'ottima impugnatura.
- Normalmente utilizzato su longe o set ferrata.

EXPRESS SLEEVE



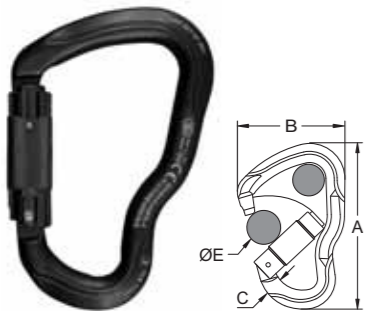
#		Standards	Color					A mm	B mm	C mm	D mm	E mm
778MU0NNKK	✓	EN 12275/K EN 362/B		30	10	12	90	117.5	80	14	-	27
778MU0PPKK	✓	EN 12275/K EN 362/B		30	10	12	90	117.5	80	14	-	27

SCREW SLEEVE



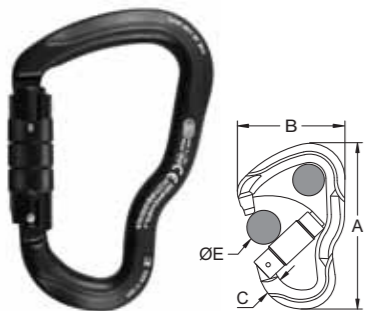
#		Standards	Color					A mm	B mm	C mm	D mm	E mm
778MA0PPKK	✓	EN 12275/B EN 362/B		30	10	12	90	117.5	80	14	-	27
778MA0NNKK	✓	EN 12275/B EN 362/B		30	10	12	90	117.5	80	14	-	27

AUTO BLOCK



#		Standards	Color					A mm	B mm	C mm	D mm	E mm
778MM0NNKK	✓	EN 12275/K EN 362/B - EAC		30	8	12	95	117.5	80	14	-	26
778MM0RPPKK	✓	EN 12275/K EN 362/B - EAC		30	8	12	95	117.5	80	14	-	26

TWIST LOCK

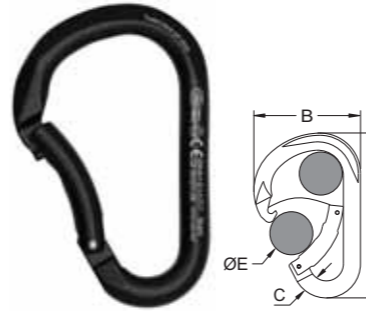


#		Standards	Color					A mm	B mm	C mm	D mm	E mm
778MG0RPPKK	✓	EN 12275/K EN 362/B - EAC		30	8	12	95	117.5	80	14	-	26
778MG0NNKK	✓	EN 12275/K EN 362/B - EAC		30	8	12	95	117.5	80	14	-	26
778MG0PPKK	✓	EN 12275/K EN 362/B - EAC		30	8	12	95	117.5	80	14	-	26

PADDLE

- Initially designed for attaching the paddle of a kayak, this connector has found various applications due to its wide opening of up to 33.5 mm!
- Concepito inizialmente per agganciare il manico della pagaia da kayak, il Paddle ha trovato numerose applicazioni grazie alla notevole apertura di ben 33,5 mm!

BENT GATE



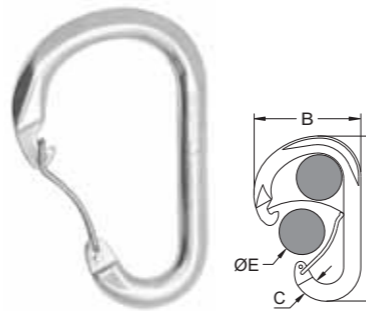
#		Standards	Color					A mm	B mm	C mm	D mm	E mm
765M10NNOKK	✓	EN 12275/B		22	8	7	80	113	79	12	-	31
765M10RCOKK	✓	EN 12275/B		22	8	7	80	113	79	12	-	31
765M10BDOKK	✓	EN 12275/B		22	8	7	80	113	79	12	-	31
765M10PPOKK	✓	EN 12275/B		22	8	7	80	113	79	12	-	31

PADDLE BAR - BENT GATE



#		Standards	Color					A mm	B mm	C mm	D mm	E mm
765M1KRCOKK	✓	EN 12275/T		22	8	7	81	113	79	12	-	31

PADDLE WIRE - BENT GATE



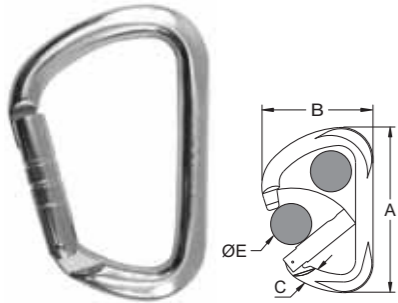
#		Standards	Color					A mm	B mm	C mm	D mm	E mm
765M30RPOKK	✓	EN 12275/B		22	8	7	71	116	75	12	-	32
765M30BPOKK	✓	EN 12275/B		22	8	7	71	116	75	12	-	32
765M30PPOKK	✓	EN 12275/B		22	8	7	71	116	75	12	-	32

X-LARGE ALU

- The size and shape of this connector make it suitable for connecting different ropes and tapes, for organizing an anchor point, for belaying, or for descending with a single rope or half ropes.

- La dimensione e la forma di questo connettore sono adatte per collegare diverse corde e fettucce, organizzare la sosta, assicurare o scendere in doppia con un mezzo barcaiole, su corda singola o mezza corda.

STRAIGHT GATE



#		Standards	Color					A	B	C	D	E
				kN	kN	kN	g	mm	mm	mm	mm	mm
711M00PPKK	✓	EN 12275/B		30	12	10	85	114	76.5	12	-	29

SCREW SLEEVE



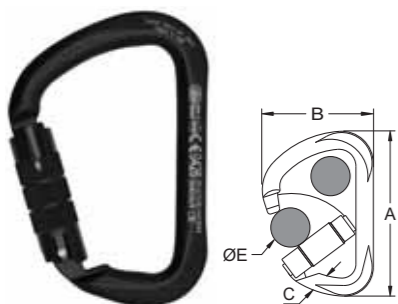
#		Standards	Color					A	B	C	D	E
				kN	kN	kN	g	mm	mm	mm	mm	mm
711MA0PPKK	✓	EN 12275/B EN 362/B - EAC		30	12	10	90	114	76.5	12	-	27
711MA0NNKK	✓	EN 12275/B EN 362/B - EAC		30	12	10	90	114	76.5	12	-	27
711MA0RFPKK	✓	EN 12275/B EN 362/B - EAC		30	12	10	90	114	76.5	12	-	27

AUTO BLOCK



#		Standards	Color					A	B	C	D	E
				kN	kN	kN	g	mm	mm	mm	mm	mm
711MM0NNKK	✓	EN 12275/B EN 362/B		30	7	10	95	114	76.5	12	-	26
711MM0PNKK	✓	EN 12275/B EN 362/B		30	7	10	95	114	76.5	12	-	26
711MM0RPPKK	✓	EN 12275/B EN 362/B		30	7	10	95	114	76.5	12	-	26
711MM0QPNNK	✓	EN 12275/B EN 362/B		30	7	10	95	114	76.5	12	-	26
711MM0PPPKK	✓	EN 12275/B EN 362/B		30	7	10	95	114	76.5	12	-	26

TWIST LOCK

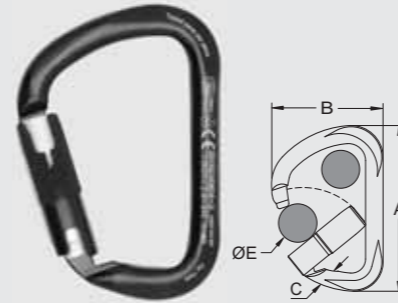


#		Standards	Color					A	B	C	D	E
				kN	kN	kN	g	mm	mm	mm	mm	mm
711MG0NNKK	✓	EN 12275/B EN 362/B		30	7	10	95	114	76.5	12	-	26
711MG0PNKK	✓	EN 12275/B EN 362/B		30	7	10	95	114	76.5	12	-	26
711MG0RPPKK	✓	EN 12275/B EN 362/B		30	7	10	95	114	76.5	12	-	26
711MG0PNKK*	✓	EN 12275/B EN 362/B		30	7	10	95	114	76.5	12	-	26

* With bar / Con barretta

X-LARGE ALU RISE LOCK™

RISE LOCK™ Pag. 8



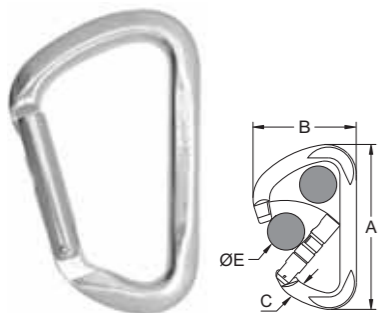
#		Standards	Color					A	B	C	D	E
				kN	kN	kN	g	mm	mm	mm	mm	mm
711ME0GPGKK	✓	EN 12275/B EN 362/B		30	7	10	90	114	76.5	12	-	26
711ME0NPNNK	✓	EN 12275/B EN 362/B		30	7	10	90	114	76.5	12	-	26
711ME0OPOKK	✓	EN 12275/B EN 362/B		30	7	10	90	114	76.5	12	-	26
711ME0RPRKK	✓	EN 12275/B EN 362/B		30	7	10	90	114	76.5	12	-	26

LARGE MULTIUSE

- Heavy load connector that combines a wide opening with compact size. Locking versions are recommended for use with manually operated descenders such as the Otto or Oka.

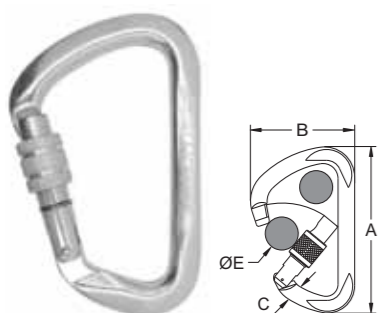
- Connettore ad alto carico che combina grande apertura e dimensioni compatte. Le versioni a ghiera sono consigliate per l'utilizzo con discensori a comando manuale quali l'Otto o l'Oka.

STRAIGHT GATE



#		Standards	Color					A	B	C	D	E
737L00DB0KK	✓	EN 12275/B		27	9	9	65	112	72	11	-	25
737L00PP0KK	✓	EN 12275/B		27	9	9	65	112	72	11	-	25

SCREW SLEEVE



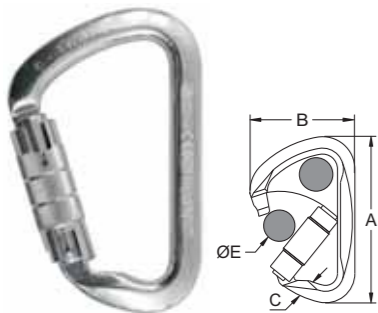
#		Standards	Color					A	B	C	D	E
737LA0NNNKK	✓	EN 12275/B/H EN 362/B - EAC		27	9	9	73	112	72	11	-	23
737LA0PPPCK	✓	EN 12275/B/H EN 362/B - EAC		27	9	9	73	112	72	11	-	23
737LA0QNPCK	✓	EN 12275/B/H EN 362/B - EAC		27	9	9	73	112	72	11	-	23
737LA0RNPCK	✓	EN 12275/B/H EN 362/B - EAC		27	9	9	73	112	72	11	-	23

AUTO BLOCK



#		Standards	Color					A	B	C	D	E
737LM0PPBKK	✓	EN 12275/B/K EN 362/B - EAC		27	8	9	77	112	72	11	-	22

TWIST LOCK



#		Standards	Color					A	B	C	D	E
737LG0NPCK	✓	EN 12275/B/K EN 362/B - EAC		27	8	9	78	112	72	11	-	22
737LG0PPCK	✓	EN 12275/B/K EN 362/B - EAC		27	8	9	78	112	72	11	-	22
737LG0DPCK	✓	EN 12275/B/K EN 362/B - EAC		27	8	9	78	112	72	11	-	22
737LG0QPPCK	✓	EN 12275/B/K EN 362/B - EAC		27	8	9	78	112	72	11	-	22
737LG0RPPCK	✓	EN 12275/B/K EN 362/B - EAC		27	8	9	78	112	72	11	-	22



H.M.S. CLASSIC

- The classic wide pear shape makes it suitable for belaying with a münter hitch. It can be used with all anchoring and belaying systems. The checkering on the sleeves provides better grip when wearing gloves.

- La classica forma a base larga HMS a pera lo rende adatto per assicurazioni con nodo barcaio o mezzo barcaio. Possibilità di utilizzo con tutti i sistemi di ancoraggio e assicurazione, sia in sosta che collegati all'imbracco. La zigrinatura della ghiera favorisce l'utilizzo anche con i guanti.

SCREW SLEEVE



#		Standards	Color					A	B	C	D	E
				kN	kN	kN	g	mm	mm	mm	mm	mm
786MAOPPPKK	✓	EN 12275/B EN 362/B - EAC		22	8	6	88	116	78	12	-	25
786MA0DBDKK	✓	EN 12275/B EN 362/B - EAC		22	8	6	88	116	78	12	-	25
786MA0RNPCK	✓	EN 12275/B EN 362/B - EAC		22	8	6	88	116	78	12	-	25
786MA0NNKK	✓	EN 12275/B EN 362/B - EAC		22	8	6	88	116	78	12	-	25
786MA0ONOKK	✓	EN 12275/B EN 362/B - EAC		22	8	6	88	116	78	12	-	25

AUTO BLOCK



#		Standards	Color					A	B	C	D	E
				kN	kN	kN	g	mm	mm	mm	mm	mm
786MM0NNKK	✓	EN 12275/B EN 362/B - EAC		22	8	6	95	116	78	12	-	23
786MM0DPBKK	✓	EN 12275/B EN 362/B - EAC		22	8	6	95	116	78	12	-	23
786MM0OPNKK	✓	EN 12275/B EN 362/B - EAC		22	8	6	95	116	78	12	-	23
786MM0RPPKK	✓	EN 12275/B EN 362/B - EAC		22	8	6	95	116	78	12	-	23

TWIST LOCK



#		Standards	Color					A	B	C	D	E
				kN	kN	kN	g	mm	mm	mm	mm	mm
786MG0PPPKK	✓	EN 12275/B EN 362/B		22	8	6	95	116	78	12	-	23
786MG0RPPKK	✓	EN 12275/B EN 362/B		22	8	6	95	116	78	12	-	23
786MG0DPBKK	✓	EN 12275/B EN 362/B		22	8	6	95	116	78	12	-	23
786MG0OPNKK	✓	EN 12275/B EN 362/B		22	8	6	95	116	78	12	-	23
786MG0NNKK	✓	EN 12275/B EN 362/B		22	8	6	95	116	78	12	-	23

H.M.S. NAPIK

- HMS connector of modern conception, lighter and more compact than the traditional HMS yet with a higher tensile strength.

- Connettore HMS di concezione moderna, più compatto e leggero del tradizionale connettore HMS e con un carico di rottura superiore.

SCREW SLEEVE



#		Standards	Color					A	B	C	D	E
				kN	kN	kN	g	mm	mm	mm	mm	mm
787MA0NNKK	✓	EN 12275/H EN 362/B - EAC		23	10	7	80	110	71.5	12	-	23
787MA0DBDKK	✓	EN 12275/H EN 362/B - EAC		23	10	7	80	110	71.5	12	-	23
787MA0ONOKK	✓	EN 12275/H EN 362/B - EAC		23	10	7	80	110	71.5	12	-	23
787MA0PPPKK	✓	EN 12275/H EN 362/B - EAC		23	10	7	80	110	71.5	12	-	23

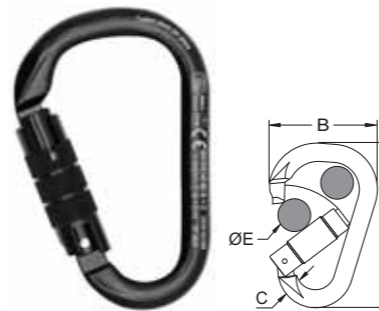
AUTO BLOCK



#		Standards	Color					A	B	C	D	E
				kN	kN	kN	g	mm	mm	mm	mm	mm
787MM0NNKK	✓	EN 12275/H EN 362/B		23	8	7	85	110	71.5	12	-	22.5
787MM0BPDKK	✓	EN 12275/H EN 362/B		23	8	7	85	110	71.5	12	-	22.5
787MM0OPNKK	✓	EN 12275/H EN 362/B		23	8	7	85	110	71.5	12	-	22.5
787MM0RPPKK	✓	EN 12275/H EN 362/B		23	8	7	85	110	71.5	12	-	22.5
787MMKOPNKK*	✓	EN 12275/H EN 362/T		23	8	7	85	110	71.5	12	-	22.5

* With bar / Con barretta

TWIST LOCK



#		Standards	Color					A	B	C	D	E
				kN	kN	kN	g	mm	mm	mm	mm	mm
787MG0NNKK	✓	EN 12275/H EN 362/B		23	8	7	85	110	71.5	12	-	23
787MG0BPDKK	✓	EN 12275/H EN 362/B		23	8	7	85	110	71.5	12	-	23
787MG0OPNKK	✓	EN 12275/H EN 362/B		23	8	7	85	110	71.5	12	-	23
787MG0RPPKK	✓	EN 12275/H EN 362/B		23	8	7	85	110	71.5	12	-	23

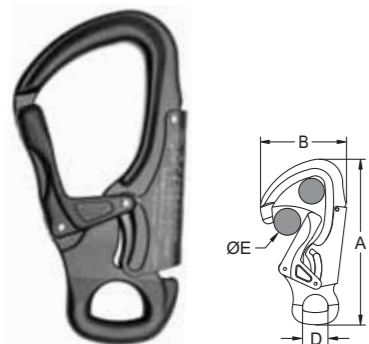


TANGO

- Hot forged aluminum connector with a double gate.
- Ideal for positioning lanyards and via ferrata sets.

- Connettore in alluminio forgiato a caldo con doppia leva di sicurezza.
- Ideale per realizzare longe di posizionamento e set ferrata.

DOUBLE GATE



#		Standards	Color					A	B	C	D	E
				kN	kN	kN	g	mm	mm	mm	mm	mm
7150X0NNNKK	✓	EN 12275/K EN 362/T		33	10	15	130	136	70	-	19	26
7150X0ONNKK	✓	EN 12275/K EN 362/T		33	10	15	130	136	70	-	19	26
7150X0QPPKK	✓	EN 12275/K EN 362/T		33	10	15	130	136	70	-	19	26
7150X0RPPKK	✓	EN 12275/K EN 362/T		33	10	15	130	136	70	-	19	26

TANGO 360

- Tango 360 is the integration of our Tango connector with a highly efficient swivel and overload indicator that activates when stressed with a load between 200 and 300kg.

- Tango 360 è l'integrazione del nostro connettore Tango con un girello ad alta efficienza e indicatore di sovraccarico che si attiva quando sollecitato con un carico tra 200 e 300 kg.

DOUBLE GATE



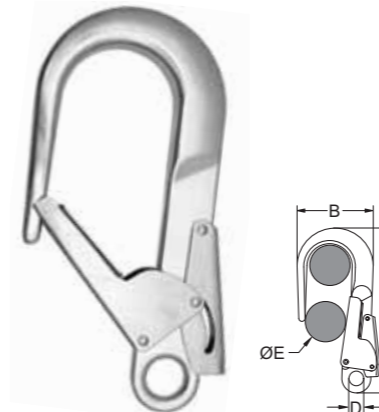
#		Standards	Color					A	B	C	D	E
				kN	kN	kN	g	mm	mm	mm	mm	mm
7150XNNNNKK	✓	EN 12275/K EN 362/T		33	10	15	205	175	70	-	15	26

QUEEDY

- Kong Queedy, aluminum connector for use in scaffolding and work protection systems. Double gate and wide gate opening.

- Connettore in alluminio Kong Queedy per ponteggio/impalcature e sicurezza in ambiente di lavoro. Sblocco a doppia leva e grande apertura.

DOUBLE GATE



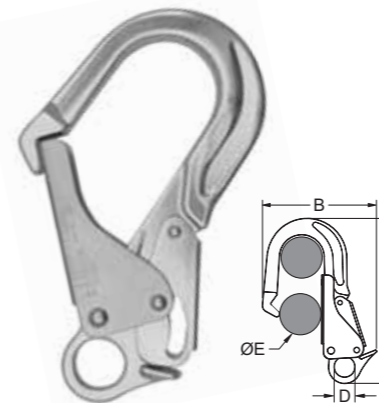
#		Standards	Color					A	B	C	D	E
				kN	kN	kN	g	mm	mm	mm	mm	mm
716YX0PPPKK	-	EN 362/A		24	-	-	460	240	110	-	21	56

QUEEDY ANSI

- Aluminum connector is certified according to EN 362/A, ANSI Z359.12, and CSA standards, ensuring high strength and performance, especially under mechanical stress on the gate.
- Ideal for connecting to scaffolding, platforms, towers, and cranes, it features a double-action locking mechanism and a large opening up to 62 mm.

- Connettore in alluminio è certificato secondo gli standard EN 362/A, ANSI Z359.12 e CSA, che garantiscono elevati requisiti di resistenza e prestazioni, particolarmente in condizioni di sollecitazione meccanica della leva.
- Ideale per la connessione a ponteggi, impalcature, tralici e gru, offre un design con sblocco a doppio movimento e un'apertura ampia fino a 62 mm.

DOUBLE GATE



#		Standards	Color					A	B	C	D	E
				kN	kN	kN	g	mm	mm	mm	mm	mm
726YX0P11KK	-	EN 362/A ANSI Z359.12 CSA Z259.12		23	-	-	635	230	155	-	30	62



FROG

- The Kong Frog is a revolutionary directional connector which closes automatically when it touches the anchor point.
- Updated version with improved opening up to 12.7 mm.
- Also suitable for metal cables.

- Frog è un connettore rivoluzionario che si chiude automaticamente entrando in contatto con l'ancoraggio.
- Versione aggiornata con apertura aumentata a 12,7 mm.
- Adatto anche per utilizzo su cavi metallici.

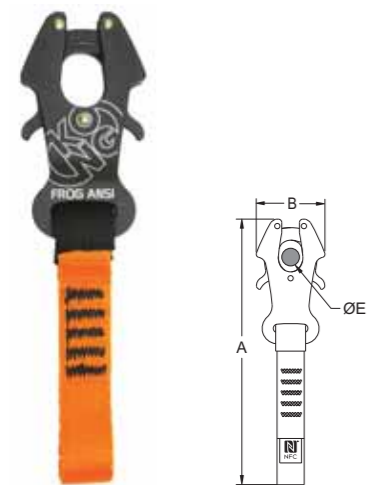


#	Standards	Color	◀	⬆	↻	⚠	A	B	C	D	E
			kN	kN	kN	g	mm	mm	mm	mm	mm
24016NOO0KK	EN 12275/A EN 362/A/T	■ ■	23	-	-	75	180	51	-	-	13

FROG ANSI NEW NFCReady ANSI

- Frog ANSI is the model compliant with the ANSI Z359.12-19 standard. This well-known directional connector enables quick and safe connection thanks to the innovative automatic gate closure system.
- It closes automatically upon contact with the anchor point.
- Sling with a length of 120 mm with a reinforced loop, equipped with NFC chip for traceability.

- Frog ANSI è la versione conforme alla norma ANSI Z359.12-19 del noto connettore direzionale che grazie all'innovativo sistema di chiusura automatica delle leve permette un collegamento rapido e sicuro.
- Si chiude automaticamente entrando in contatto con l'ancoraggio.
- Fettuccia con lunghezza di 120 mm e asola rinforzata, dotata di chip NFC per la tracciabilità.

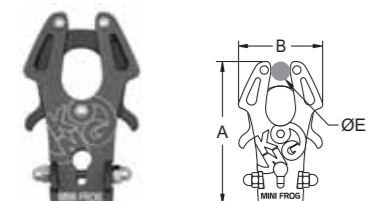


#	Standards	Color	◀	⬆	↻	⚠	A	B	C	D	E
			kN	kN	kN	g	mm	mm	mm	mm	mm
24218NNO0KK	ANSI Z359.12 EN 362/A/T	■ ■	24	-	-	90	190	51	-	-	13

MINI FROG

- Miniaturized version of the famous FROG connector, it maintains the same opening functions of gates with automatic closure.
- Suitable for making leashes, suspension systems of professional cameras, tool lanyards, etc...
- Unlike the standard version, the Mini Frog is not a PPE, it is not certified and therefore not suitable for human load.

- Versione miniaturizzata del famoso connettore FROG, mantiene le stesse funzionalità di apertura delle leve con chiusura automatica a scatto.
- Adatto per realizzare guinzagli, sistemi di sospensione di fotocamere professionali, longhe porta-attrezzi, ecc...
- A differenza della versione standard, il Mini Frog non è un DPI, non è certificato e quindi non è adatto per il carico umano.

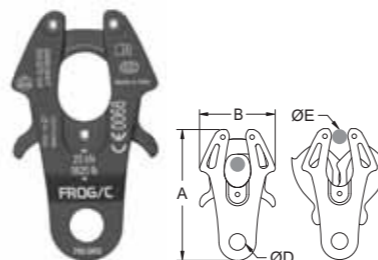


#	Material	Standards	Color	◀	⬆	↻	⚠	A	B	C	D	E
				kN	kN	kN	g	mm	mm	mm	mm	mm
7250XONNO0KK	alu alloy	-	■ ■	-	-	-	20	60	35	-	-	8

FROG CABLE

- With an innovating approach, that characterizes KONG, comes out Frog, a revolutionary directional connector, provided with an automatic clamping that takes place touching the anchor point.
- Frog makes obsolete the concept of a carabiner thought as a "hook".
- The insertion is extraordinary quick and safe, even in "far" anchor points, not easy to be reached with standard connectors.
- It automatically clamps coming into contact with anchor point.
- Special for anchoring on metal cables.

- Nello spirito innovativo che distingue la Kong è nato il Frog, un rivoluzionario connettore unidirezionale, dotato di chiusura automatica che agisce a contatto del punto d'ancoraggio.
- Frog cambia completamente il concetto di moschettone inteso come "gancio".
- L'inserimento è straordinariamente rapido e sicuro anche per ancoraggi "lontani", non accessibili con connettori classici.
- Si chiude automaticamente entrando in contatto con l'ancoraggio.
- Ideale per ancoraggi su cavi metallici.



#	Standards	Color	◀	⬆	↻	⚠	A	B	C	D	E
			kN	kN	kN	g	mm	mm	mm	mm	mm
7000XGNNO0KK	EN 12275/A EN 362/A/T - EAC	■ ■	25	-	-	50	89	51	-	11.5	13

FROG 360 NEW

- Frog 360 is the integration of our famous Frog connector with a "textile friendly" swivel.
- It allows direct connection with textile elements and the creation of no-twisting lanyards.
- Thanks to the innovative automatic closing system of the gates, it allows a quick and safe directional connection.

- Frog 360 è l'integrazione del nostro famoso connettore Frog con un girello "textile friendly".
- Permette il collegamento diretto con elementi tessili per assemblare cordini anti-attorcigliamento.
- Grazie all'innovativo sistema di chiusura automatica delle leve permette un rapido e sicuro collegamento direzionale.

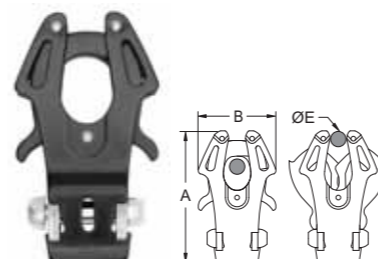


#	Standards	Color	◀	⬆	↻	⚠	A	B	C	D	E
			kN	kN	kN	g	mm	mm	mm	mm	mm
7040XNNNN0KK	EN 12275/A EN 362/A/T	■ ■	23	-	-	135	130	51	-	-	13
7040XNNON0KK	EN 12275/A EN 362/A/T	■ ■	23	-	-	135	130	51	-	-	13

FROG NUDE

- Frog Nude is the disassembled version of our popular Frog unidirectional connector.
- It is supplied disassembled and without markings, to allow our customers to personalize it with their own logo and mount it on leashes, lanyards, camera harnesses and so on...
- Unlike the standard version, the Frog Nude is not a PPE, it is not certified and therefore not suitable for human load.

- Frog Nude è la versione smontata del nostro famoso connettore unidirezionale Frog.
- Viene fornito smontato e senza marcature, per permettere ai nostri clienti di personalizzarlo con il proprio logo e montarlo su guinzagli, longhe, imbragature per telecamere e quant'altro...
- A differenza della versione standard, il Frog Nude non è un DPI, non è certificato e quindi non è adatto per il carico umano.



#	Standards	Color	◀	⬆	↻	⚠	A	B	C	D	E
			kN	kN	kN	g	mm	mm	mm	mm	mm
7040XONNO0XX	-	■ ■	-	-	-	60	89	51	-	-	12.7

LOTOR NEW

- Multi-directional openable ring, suitable for semi-permanent equipment connection.
- Ensures optimal load distribution in any position.
- Uniform load of 22 kN in all directions, it is tested according to the recent UIAA 130 (Load Sharing Device).
- It allows more than two devices to be connected, distributing the load evenly.
- Conforms to EN 362/M standard with a 24 kN load.
- Wide 15 mm opening that allows ropes with sewn terminations to be inserted.
- Removable gate by slotted screw that does not require the use of special tools, just a simple flat screwdriver.
- Asymmetric shape that eliminates the chance of assembly error.
- Screw equipped with a rubber seal that ensures optimal tightening without annoying vibrations.
- The body has a central flattening construction with raised edges that both increases the load capacity and protects the markings.
- Available in 2 sizes, with internal diameter of 42 and 48 mm.

- Anello apribile multidirezionale, adatto al collegamento semi permanente dell'attrezzatura.
- Garantisce una ripartizione ottimale dei carichi in qualsiasi posizione.
- Carico uniforme di 22 kN in tutte le direzioni, testato secondo la recente UIAA 130 (Load Sharing Device).
- Permette la connessione di più di due dispositivi distribuendo il carico uniformemente.
- Conforme allo standard EN 362/M con carico di 24 kN.
- Ampia apertura di 15 mm che permette l'inserimento di funi asolate.
- Bussola rimovibile tramite vite a taglio lineare che non richiede l'utilizzo di attrezzi particolari, basta un semplice cacciavite piatto.
- Forma asimmetrica che garantisce il montaggio senza possibilità di errore.
- Vite dotata di guarnizione in gomma che garantisce un serraggio ottimale senza fastidiose vibrazioni.
- Il corpo presenta una schiacciatura centrale che ne aumenta il carico e al contempo protegge la marcatura.
- Disponibile in 2 misure, con diametro interno di 42 e 48 mm.

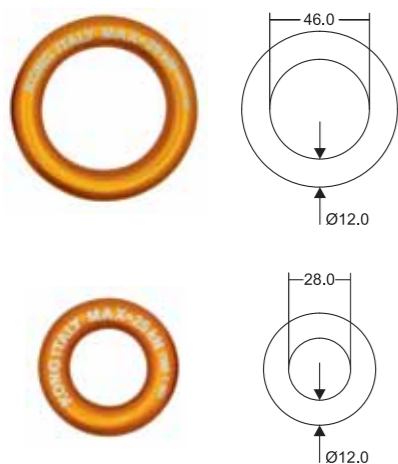


#	Size	Standards	Material	Color	▲ g	◆ kN	Ø mm
96042NN00KK	42	EN 362/M UIAA 130	alu alloy	■	65	24	42
96048NO00KK	48	EN 362/M UIAA 130	alu alloy	■	75	24	48


ANA

- Connection aluminium ring, available in two sizes (28 and 46 mm), tensile strength 25 kN
- Marked with a serial number for perfect tracking of the life of the product.

- Anello di collegamento in alluminio, disponibile in due misure (28 e 46 mm), carico di rottura 25 kN
- Marcatura con numero seriale univoco per un perfetto tracciamento della vita del prodotto.



#	Size	Standards	Material	Color	▲ g	◆ kN	Ø mm
930028O00KK	-	RfU CNB/P/11.114	alu alloy	■	40	25	28
930046O00KK	-	RfU CNB/P/11.114	alu alloy	■	60	25	46
930046N00KK	-	RfU CNB/P/11.114	alu alloy	■	60	25	46

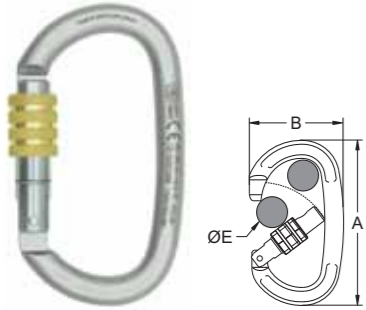


OVALONE

- Oval connector with a wide opening. Ideal for heavy duty applications and for connection to structural anchors, lifelines, etc...
- Available in carbon steel, stainless steel and light aluminum alloy versions; with screw, Auto Block, Twist Lock and Rise Lock™ in the standard version and also a high load ANSI certified version.
- Equipped with the Keylock system.

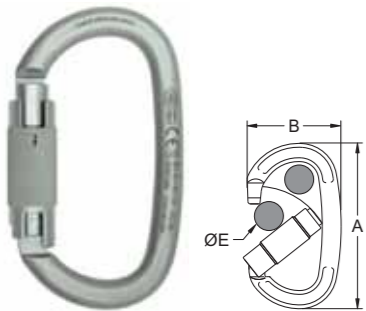
- Connettore ovale ad ampia apertura. Ideale per impieghi gravosi e per il collegamento ad ancoraggi strutturali, linee vita, ecc...
- Disponibile in acciaio al carbonio, acciaio inossidabile e lega leggera d'alluminio; con ghiera a vite, Auto Block, Twist Lock e Rise Lock™ nella versione standard e versione ad alto carico certificata ANSI.
- Dotato di sistema keylock.

SCREW SLEEVE



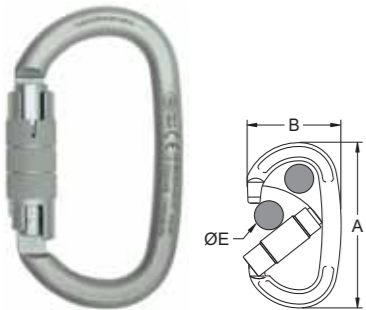
#		Standards	Color					A	B	C	D	E
412LD099PKK	-	EN 362/M EAC		40	15	13	205	110	62.6	-	-	21

AUTO BLOCK



#		Standards	Color					A	B	C	D	E
412LN0999KK	-	EN 362/M		40	15	13	215	110	62.6	-	-	21

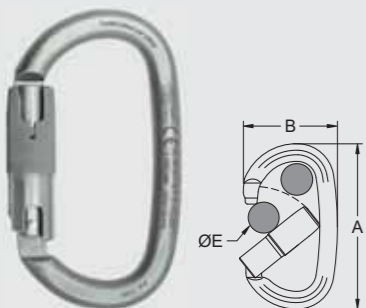
TWIST LOCK



#		Standards	Color					A	B	C	D	E
412LH0999KK	-	EN 362/M EAC		40	15	13	210	110	62.6	-	-	21

OVALONE CARBON RISE LOCK™

RISE LOCK™



#		Standards	Color					A	B	C	D	E
412LE0999KK	-	EN 362/M		40	15	13	220	110	62.6	-	-	21

ANSI - AUTO BLOCK



#		Standards	Color					A	B	C	D	E
412LP0999KK	-	ANSI Z359.12 EN 362/M		40	20	13	220	110	62.6	-	-	19

ANSI - TWIST LOCK



#		Standards	Color					A	B	C	D	E
412LI0999KK	-	ANSI Z359.12 EN 362/M		40	20	13	220	110	62.6	-	-	21

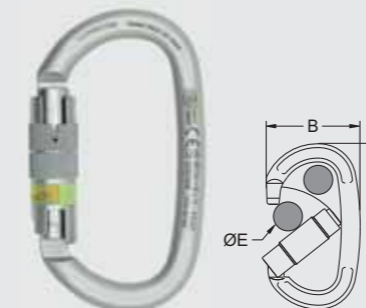
I-OVALONE CARBON

AUTO BLOCK



#		Standards	Color					A	B	C	D	E
412LN1999KK	-	EN 362/M		40	15	13	215	110	62.6	-	-	21

TWIST LOCK



#		Standards	Color					A	B	C	D	E
412LH1999KK	-	EN 362/M		40	15	13	216	110	62.6	-	-	21

OVALONE DNA

- Special "helical shaped" connector with twisted body and circular section, a must when a "disaxed" load is required.
- It allows 90° rotation of any connected device (descenders, rope clamps, fall arresters, etc...), optimizing the operating condition.

- Speciale connettore "elicoidale" con corpo ritorto a sezione circolare, essenziale quando è richiesto un carico "disassato".
- Consente di ruotare di circa 90° qualsiasi dispositivo venga inserito (discensori, bloccanti, anticaduta, ecc...), ottimizzandone la condizione operativa.

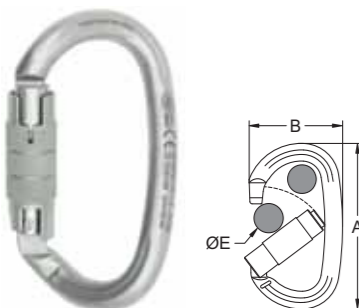


AUTO BLOCK



#		Standards	Color					A	B	C	D	E
414LN0999KK	-	EN 362/M EAC		40	15	13	215	108	63	-	-	19

TWIST LOCK



#		Standards	Color					A	B	C	D	E
414LH0999KK	-	EN 362/M EAC		40	15	13	220	108	63	-	-	19

ANSI - AUTO BLOCK

ANSI



#		Standards	Color					A	B	C	D	E
414LP0999KK	-	ANSI Z359.12 EN 362/M		40	15	13	230	108	65	-	-	17

ANSI - TWIST LOCK

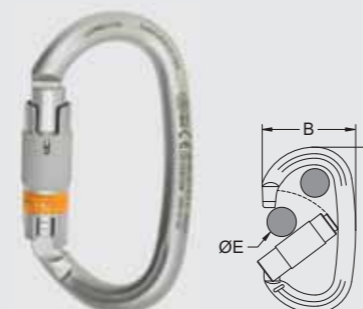
ANSI



#		Standards	Color					A	B	C	D	E
414LI0999KK	-	ANSI Z359.12 EN 362/M		40	15	13	235	108	65	-	-	17

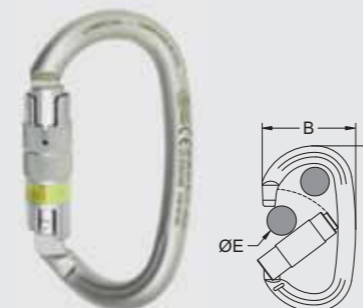
I-OVALONE DNA I-CONNECTOR

AUTO BLOCK



#		Standards	Color					A	B	C	D	E
414LN1999KK	-	EN 362/M		40	15	13	217	108	63	-	-	19

TWIST LOCK



#		Standards	Color					A	B	C	D	E
414LH1999KK	-	EN 362/M		40	15	13	219	108	63	-	-	19

OVAL CLASSIC

- Oval connector with a circular rod which makes it recommended for use with mobile devices (pulleys, blockers, fall arresters...).
- Equipped with a screw sleeve and suitable for professional applications.
- The Keylock system prevents any accidental entanglement in the rope or anchor point.

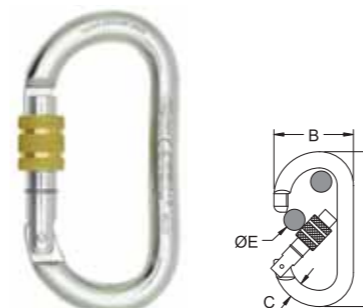
- Connettore ovale con corpo a sezione circolare che lo rende consigliato per l'utilizzo con dispositivi mobili (carrucole, bloccanti, anticaduta...).
- Dotato di ghiera a vite che lo rende utilizzabile anche per applicazioni professionali
- Sistema keylock che evita qualunque impiglio accidentale della corda o nel punto di ancoraggio.

STRAIGHT GATE



#		Standards	Color					A	B	C	D	E
430L00110KK	✓	EN 12275/B		24	8	8	140	105	54	11	-	18

SCREW SLEEVE



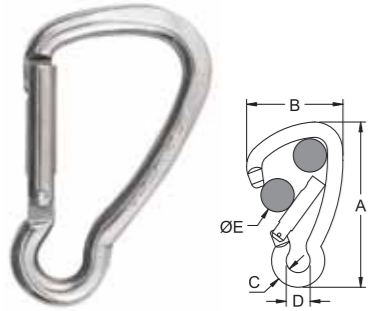
#		Standards	Color					A	B	C	D	E
430LD011PKK	-	EN 362/B EAC		24	7	6	176	106.5	54	11	-	16

HARNESS

- Asymmetric connector.
- Ideal, if made of aluminum, as a keyholder or for hanging small items from packs. If made of stainless steel, for yachting or, if made of carbon steel, for work.

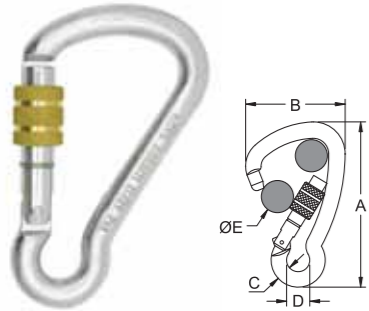
- Connettore asimmetrico.
- Ideale, se in alluminio, come portachiavi o per appendere piccoli oggetti allo zaino, se in inox, per uso nautico o, se in ferro, per uso sul lavoro.

STRAIGHT GATE



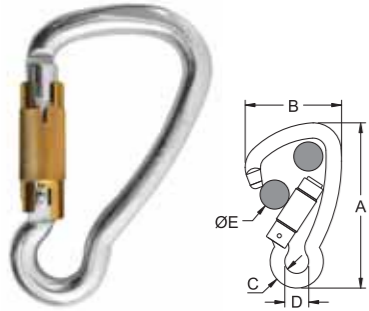
#		Standards	Color					A mm	B mm	C mm	D mm	E mm
435B00110KK	-	-		1,5	-	-	17	52	33,5	5	7,5	9
435C00110KK	-	-		1,5	-	-	31	65	41	6	8,5	12
435E00110KK	-	-		9	-	-	74	85,5	52	8	12	18
435I00110KK	-	-		17	-	-	141	101	60,5	10	13	19
435L00110KK	-	-		22	-	-	206	124	72,5	11	17,5	25

SCREW SLEEVE



#		Standards	Color					A mm	B mm	C mm	D mm	E mm
435ED011PKK	-	-		9	-	-	79	85	51,5	8	-	17
435ID011PKK	-	-		17	-	-	149	100	60	10	-	17
435LD011PKK	-	EN 362/B		22	7	-	217	125	72,5	11	-	23

AUTO BLOCK



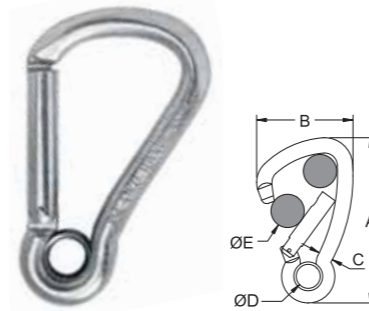
#		Standards	Color					A mm	B mm	C mm	D mm	E mm
435LR011PKK	-	EN 362/B		22	7	-	227	125	72,5	11	-	23

HARNESS EYE

- Asymmetric connector with a straight gate and captive eye, available in different materials.

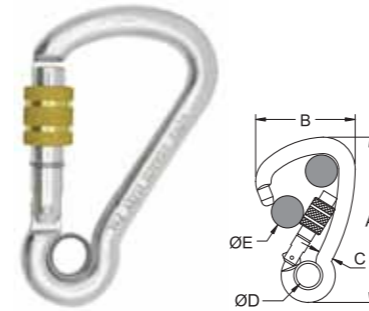
- Connettore asimmetrico con leva dritta e occhio, disponibile in diversi materiali.

STRAIGHT GATE



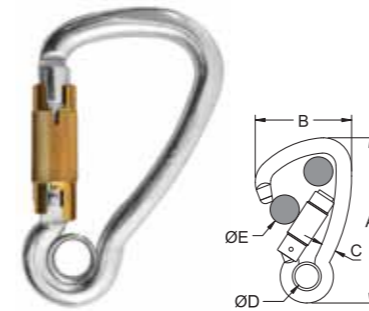
#		Standards	Color					A mm	B mm	C mm	D mm	E mm
435B0G110KK	-	-		1,5	-	-	22	52	33	5	6	9
435C0G110KK	-	-		1,5	-	-	34	65	40,5	6	7	12
435E0G110KK	-	-		9	-	-	75	85	51,5	8	10	18
435I0G110KK	-	-		17	-	-	142	100	60	10	11	19
435L0G110KK	-	EN 362/T		22	-	6	207	125	72,5	11	15	26

SCREW SLEEVE



#		Standards	Color					A mm	B mm	C mm	D mm	E mm
435EDG11PKK	-	-		9	-	-	81	85	51,5	8	10	17
435IDG11PKK	-	-		17	-	6	151	100	60	10	11,5	17

AUTO BLOCK



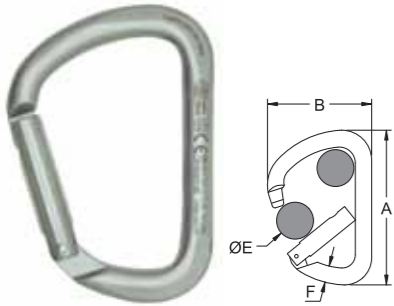
#		Standards	Color					A mm	B mm	C mm	D mm	E mm
435LRG11PKK	-	EN 362/T		22	-	6	230	125	72,5	11	15	23

X-LARGE

- Connector with a wide opening and high tensile strength. The D shape prevents connector rotation and allows the load to be weighted along the major axis.
- Available in different materials (alu alloy, carbon steel and stainless steel) and with different sleeves (screw, Auto Block, Twist Lock e Rise Lock™, plus a version conforming to the ANSI norm).
- Carbon steel version available with a special burnished finishing that allows greater visibility of the laser marking.

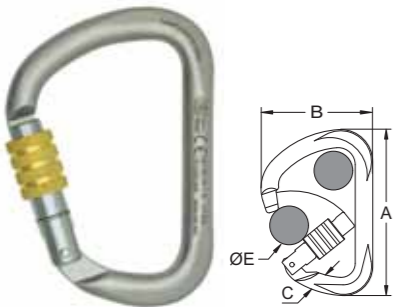
- Connettore con ampia apertura ed elevato carico di rottura. La forma a D evita la rotazione del connettore e permette di distribuire il carico lungo l'asse maggiore.
- Disponibile in differenti materiali (lega d'alluminio, acciaio al carbonio e acciaio inox) e con diverse ghiera (a vite, Auto Block, Twist Lock e Rise Lock™ anche in versione certificata ANSI)
- Nella versione in acciaio al carbonio è disponibile la speciale finitura brunita che permette una maggiore visibilità della marcatura.

STRAIGHT GATE



#		Standards	Color					A	B	C	D	E
411M00990KK	✓	EN 12275/B		50	13	20	236	114	77	12	-	29

SCREW SLEEVE



#		Standards	Color					A	B	C	D	E
411MD099PKK	-	EN 362/B EAC		50	7	20	250	114	76.5	12	-	26
411MD0222KK	-	EN 362/B EAC		50	7	20	250	114	76.5	12	-	26

AUTO BLOCK



#		Standards	Color					A	B	C	D	E
411MN0999KK	-	EN 362/M		50	15	20	260	114	76.5	12	-	25
411MNK999KK*	-	EN 362/T		50	15	20	260	114	76.5	12	-	25

* With bar / Con barretta

TWIST LOCK

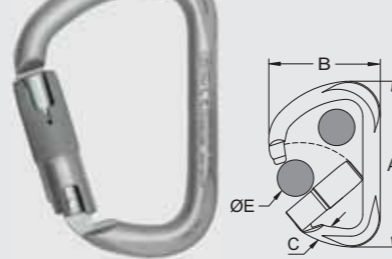


#		Standards	Color					A	B	C	D	E
411MH0999KK	-	EN 362/M EAC		50	15	20	258	114	76.5	12	-	25

X-LARGE CARBON RISE LOCK™

Pag. 8

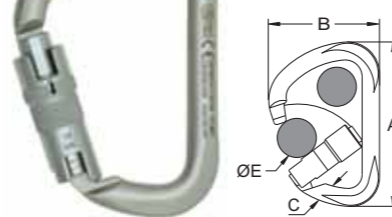
RISE LOCK™



#		Standards	Color					A	B	C	D	E
411ME0999KK	-	EN 362/M		50	15	20	260	114	76.5	12	-	25

ANSI - AUTO BLOCK

ANSI

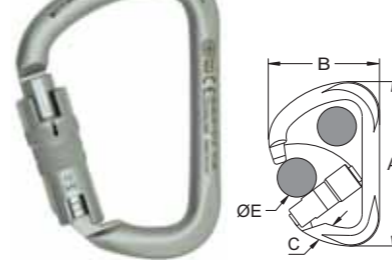


#		Standards	Color					A	B	C	D	E
411MP0999KK	-	ANSI Z359.12 EN 362/M		50	20	20	273	114	76.5	12	-	25
411MPK999KK*	-	ANSI Z359.12 EN 362/T		50	20	20	275	114	76.5	12	-	25

* With bar / Con barretta

ANSI - TWIST LOCK

ANSI

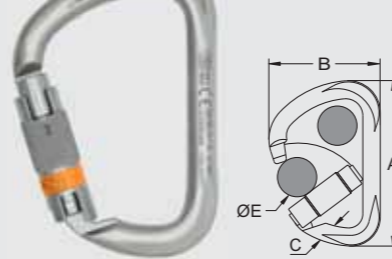


#		Standards	Color					A	B	C	D	E
411MI0999KK	-	ANSI Z359.12 EN 362/M		50	20	20	273	114	76.5	12	-	25

I-X-LARGE CARBON I-CONNECTOR

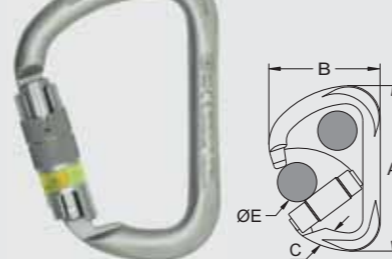
Pag. 9

AUTO BLOCK



#		Standards	Color					A	B	C	D	E
411MN1999KK	-	EN 362/M		50	15	20	255	114	76.5	12	-	25

TWIST LOCK



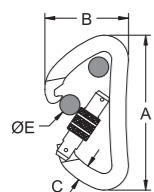
#		Standards	Color					A	B	C	D	E
411MH1999KK	-	EN 362/M		50	15	20	255	114	76.5	12	-	25

HEAVY DUTY


- High tensile strength connector with a screw gate.
- Heavy Duty Plus is the connector with the highest strength in our production range, with 60 kN (carbon steel version) on the major axis!
- The particular D shape prevents connector rotation and allows most of the load to be weighted along the major axis.
- Equipped with a screw sleeve which makes it perfect for professional applications.

- Connettore ad alto carico con ghiera a vite.
- Heavy Duty Plus è il connettore con la più alta tenuta di carico della nostra produzione, ben 60 kN (versione in acciaio) e sull'asse maggiore!
- La particolare forma a D evita la rotazione del connettore e permette di ripartire maggiormente il carico lungo l'asse più robusto.
- Dotato di ghiera a vite che lo rende perfetto per tutte le applicazioni professionali.

SCREW SLEEVE The strongest connector.
Il più resistente.



#		Standards	Color 					A mm	B mm	C mm	D mm	E mm
472MD011PKK	-	EN 362/M		60	15	25	232	120	64	11	-	16.5

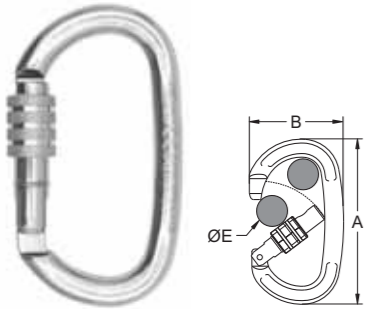


OVALONE

- Oval connector with a wide opening. Ideal for heavy duty applications and for connection to structural anchors, lifelines, etc...
- Available in carbon steel, stainless steel and light aluminum alloy versions; with screw, auto block and twist lock sleeves in the standard version and also a high load ANSI certified version.
- Equipped with the Keylock system.

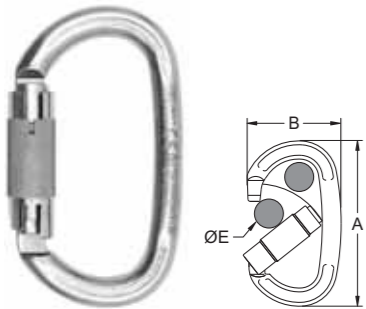
- Connettore ovale ad ampia apertura. Ideale per impieghi gravosi e per il collegamento ad ancoraggi strutturali, linee vita, ecc...
- Disponibile in acciaio al carbonio, acciaio inossidabile e lega leggera d'alluminio, con ghiera a vite, autoblock e twist lock standard e ad alto carico certificata ANSI.
- Dotato di sistema keylock.

SCREW SLEEVE



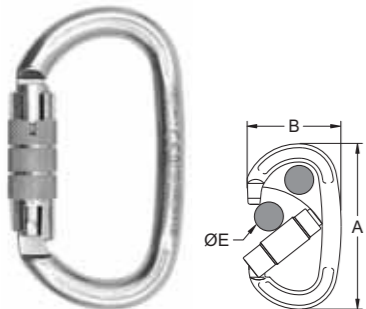
#		Standards	Color					A	B	C	D	E
512LDOPP5KK	-	EN 362/M		27	15	5	215	110	62	-	-	21

AUTO BLOCK



#		Standards	Color					A	B	C	D	E
512LROPP5KK	-	EN 362/B		27	7	5	230	110	62	-	-	21

TWIST LOCK



#		Standards	Color					A	B	C	D	E
512LKOPP5KK	-	EN 362/B		27	7	5	230	110	62	-	-	21

ANSI - AUTO BLOCK

ANSI



#		Standards	Color					A	B	C	D	E
512LQOPPPK	-	ANSI Z359.12 EN 362/M		27	16	5	240	110	62	-	-	19

ANSI - TWIST LOCK

ANSI



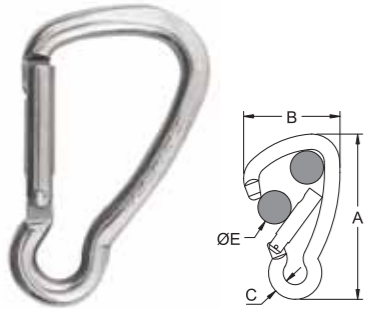
#		Standards	Color					A	B	C	D	E
512LJOPPPK	-	ANSI Z359.12 EN 362/M		27	16	5	240	110	62	-	-	19

HARNESS

- Asymmetric connector, wide opening, higher load compared to traditional symmetric connectors.
- Ideal, if made of aluminum, as a keyholder or for hanging small items from packs. If made of stainless steel, for yachting or, if made of carbon steel, for work.

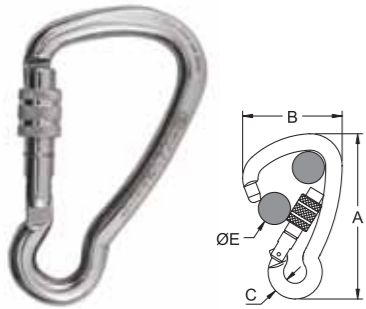
- Connettore asimmetrico, ampia apertura, carico superiore rispetto ai tradizionali connettori simmetrici.
- Ideale, se in alluminio, come portachiavi o per appendere piccoli oggetti allo zaino, se in inox, per uso nautico o, se in ferro, per uso sul lavoro.

STRAIGHT GATE



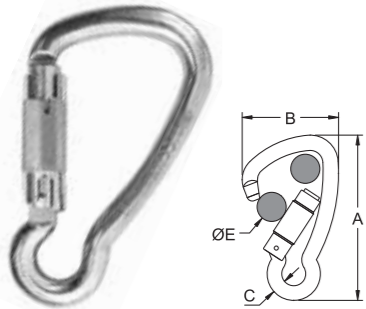
#		Standards	Color					A	B	C	D	E
535B00PP0KK	-	-		1,5	-	-	18	53	33,5	5	-	11
535C00PP0KK	-	-		1,5	-	-	32	65	40,5	6	-	14
535E00PP0KK	-	-		15	-	-	77	85,5	51,5	8	-	17
535I00PP0KK	-	-		22	-	-	142	100,5	60	10	-	18
535L00PP0KK	-	-		28	-	-	211	124	72,5	11	-	26
535N00PP0KK	-	-		24	-	-	508	201,5	129	13	-	56

SCREW SLEEVE



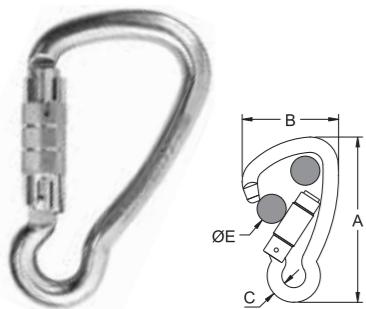
#		Standards	Color					A	B	C	D	E
535ED0PP5KK	-	-		15	-	-	81	85,5	51,5	8	-	16
535ID0PP5KK	-	EN 362/B		22	7	7	156	100	60	10	-	16
535LD0PP5KK	-	EN 362/B		28	7	7	229	124	72,5	11	-	22

AUTO BLOCK



#		Standards	Color					A	B	C	D	E
535LR0PP5KK	-	EN 362/B		28	-	7	239	124	72,5	11	-	23

TWIST LOCK



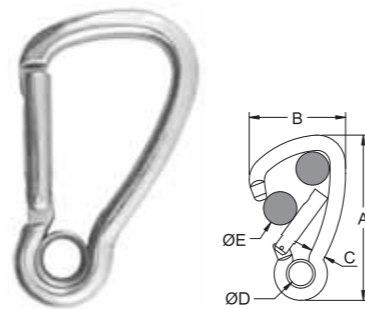
#		Standards	Color					A	B	C	D	E
535LK0PP5KK	-	EN 362/B		28	-	7	239	124	72,5	11	-	23

HARNESS EYE

- Asymmetric connector with a straight gate and captive eye, available in different materials.

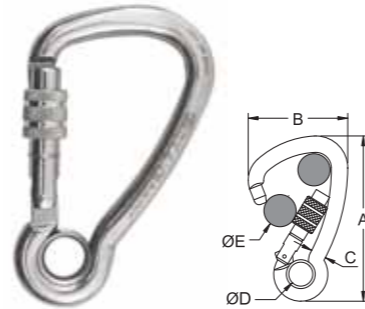
- Connettore asimmetrico con leva dritta e occhiolo, disponibile in diversi materiali.

STRAIGHT GATE



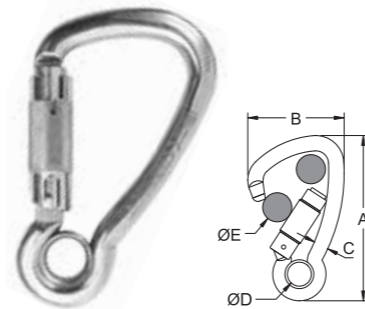
#		Standards	Color					A	B	C	D	E
535B0GPP0KK	-	-		1,5	-	-	19	53	33,5	5	6	9
535C0GPP0KK	-	-		1,5	-	-	33	65	40,5	6	7	12
535E0GPP0KK	-	-		15	-	-	78	85,5	51,5	8	10	18
535I0GPP0KK	-	-		22	-	-	144	100,5	60	10	11	18
535L0GPP0KK	-	-		28	-	-	215	124	72,5	11	15	26
535N0JPP0KK	-	-		24	-	-	512	201,5	129	13	25	56

SCREW SLEEVE



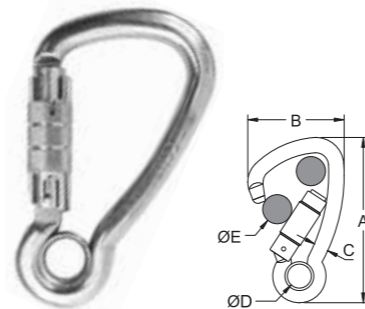
#		Standards	Color					A	B	C	D	E
535EDGPP5KK	-	-		15	-	-	82	85,5	51,5	8	10,5	16
535IDGPP5KK	-	EN 362/T		22	-	7	158	100	60	10	12	16
535LDGPP5KK	-	EN 362/T		28	-	7	233	124	72,5	11	15,5	22

AUTO BLOCK



#		Standards	Color					A	B	C	D	E
535LRGPP5KK	-	EN 362/T		28	-	7	243	124	72,5	11	15,5	22

TWIST LOCK

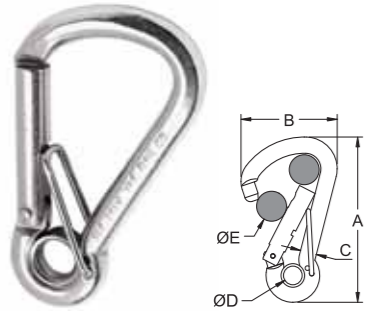


#		Standards	Color					A	B	C	D	E
535LKGPP5KK	-	EN 362/T		28	-	7	243	124	72,5	11	15,5	22

HARNESS SAFETY GATE

- Stainless steel connector with a straight gate, captive eye and safety wire gate.
- Connettore in acciaio inox, leva dritta, occhio e leva a filo di sicurezza.

STRAIGHT GATE AND WIRE GATE

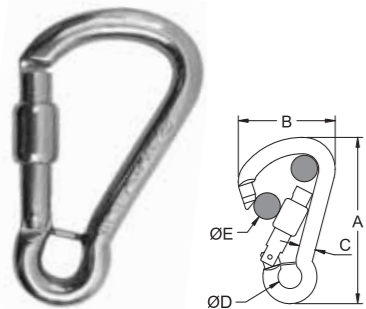


#		Standards	Color					A	B	C	D	E
535IXGPPPKK	-	EN 362/T		22	-	7	149	100	60	10	12	18

HARNESS EXPRESS BAR

- Stainless steel connector, express sleeve, with molded bar.
- Connettore in acciaio inox, ghiera express e barretta saldata.

EXPRESS SLEEVE

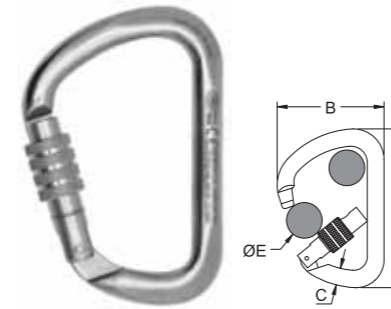


#		Standards	Color					A	B	C	D	E
535IVJPPPKK	-	EN 362/T		22	-	7	149	100	60	10	12	17

X-LARGE

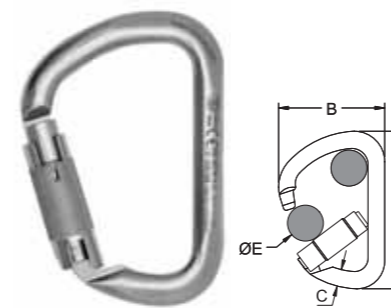
- Connector with a wide opening and high tensile strength. The D shape prevents connector rotation and allows the load to be weighted along the major axis.
- Available in different materials (alu alloy, carbon steel and stainless steel) and with different sleeves (screw, auto block and twist lock, plus a version conforming to the ANSI norm).
- Carbon steel version available with a special burnished finishing that allows greater visibility of the laser marking.
- Connettore con ampia apertura ed elevato carico di rottura. La forma a D evita la rotazione del connettore e permette di distribuire il carico lungo l'asse maggiore.
- Disponibile in differenti materiali (lega d'alluminio, acciaio al carbonio e acciaio inox) e con diverse ghiera (a vite, autoblock e twistlock anche in versione certificata ANSI)
- Nella versione in acciaio al carbonio è disponibile la speciale finitura brunita che permette una maggiore visibilità della marcatura.

SCREW SLEEVE



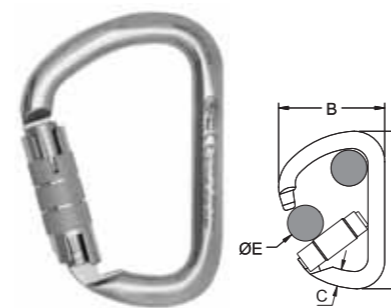
#		Standards	Color					A	B	C	D	E
511MD0PP5KK	-	EN 362/B		35	7	7	250	114	76.5	12	-	26

AUTO BLOCK



#		Standards	Color					A	B	C	D	E
511MR0PP5KK	-	EN 362/B		35	7	7	250	114	76.5	12	-	26

TWIST LOCK

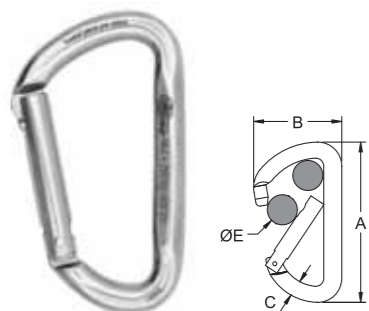


#		Standards	Color					A	B	C	D	E
511MK0PP5KK	-	EN 362/B		35	7	7	250	114	76.5	12	-	26

INDOOR

- Stainless steel connector with a straight gate and Keylock system.
- Connettore in acciaio inox con leva dritta e sistema Keylock.

STRAIGHT GATE

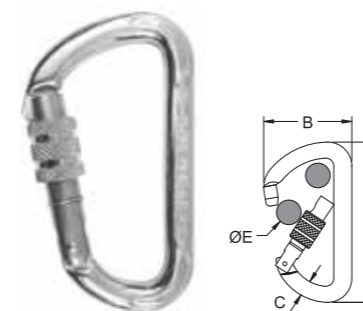


#		Standards	Color					A	B	C	D	E
524I00PP0KK	-	-		25	10	8	125	99	56	10	-	18

INDOOR

- High tensile strength stainless steel carabiner with screw gate.
- The particular D shape prevents the rotation of the hook and allows distribution of most of the load along the stronger axis.
- Moschettone ad alto carico realizzato in acciaio inox e dotato di ghiera a vite.
- La particolare forma a D evita la rotazione del moschettone e permette di ripartire maggiormente il carico lungo l'asse più robusto.

SCREW SLEEVE

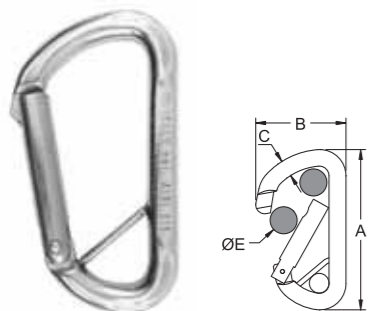


#		Standards	Color					A	B	C	D	E
524ID0PP5KK	-	-		25	10	8	136	100	56	10	-	15

INDOOR BAR

- Stainless steel connector with a straight gate.
- Captive pin for perfect rope positioning.
- Keylock system for snag-free clipping and cleaning.
- Connettore in acciaio inox con leva dritta.
- Dotato di barretta fermacorda.
- Sistema Keylock.

STRAIGHT GATE

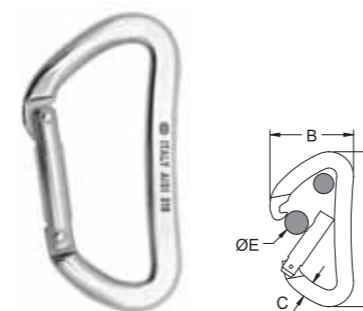


#		Standards	Color					A	B	C	D	E
551E0JPP0KK	-	-		16	-	-	72	80	56	10	-	18
524I0JPP0KK	-	-		25	-	8	126	99	56	10	-	18

HEAVY DUTY

- High tensile strength stainless steel connector with a screw gate.
- The particular D shape prevents connector rotation and allows most of the load to be weighted along the major axis.
- Equipped with a screw sleeve which makes it perfect for professional applications.
- Connettore ad alto carico realizzato in acciaio inossidabile e dotato di ghiera a vite.
- La particolare forma a D evita la rotazione del connettore e permette di ripartire maggiormente il carico lungo l'asse più robusto.
- Dotato di ghiera a vite che lo rende perfetto per tutte le applicazioni professionali.

STRAIGHT GATE

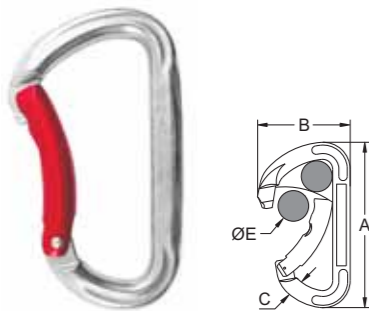


#		Standards	Color					A	B	C	D	E
572M00PP0KK	-	-		44	10	18	228	120	64	12	-	18

INDOOR

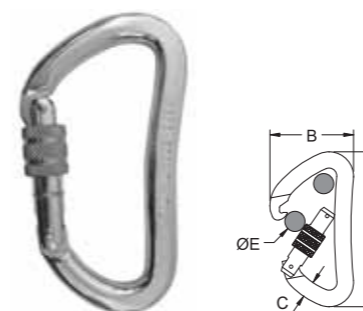
- Hybrid connector with a stainless steel body and aluminum gate.
- Designed for use on fixed quickdraws in indoor gyms. The curved gate ensures fast clipping. The use of stainless steel reduces wear over time.
- Connettore ibrido corpo inox/leva alluminio.
- Progettato per l'utilizzo sui rinvii fissi nelle palestre indoor. La forma curva della leva garantisce un rapido moschettonaggio della corda. L'utilizzo dell'acciaio inox riduce notevolmente l'usura nel tempo.

BENT GATE



#		Standards	Color					A	B	C	D	E
524I10PR0KK	✓	EN 12275/B		25	10	8	125	99	56	10	-	19

SCREW SLEEVE



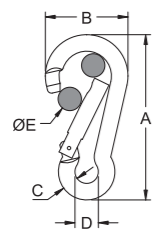
#		Standards	Color					A	B	C	D	E
572MD0PP5KK	-	-		44	10	18	223	120	64	12	-	15

CLASSIC

- Stainless steel connector with a straight gate.

- Connettore in acciaio inox, leva dritta.

STRAIGHT GATE



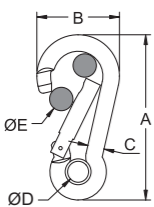
#		Standards	Color					A	B	C	D	E
555B00PP0KK	-	-		1,2	-	-	16	50	25	5	-	7
555C00PP0KK	-	-		1,2	-	-	29	60	30	6	-	8
555D00PP0KK	-	-		1,8	-	-	46	72	34	7	-	10
555E00PP0KK	-	-		8	-	-	67	80	38	8	-	10
555I00PP0KK	-	-		12	-	-	130	103	48	10	-	15.5
555L00PP0KK	-	-		20	-	-	187	121	57	10.5	-	17
555N00PP0KK	-	-		24	-	-	366	160	80	13	22,5	30

CLASSIC EYE

- Stainless steel connector with a straight gate and captive eye.

- Connettore in acciaio inox, leva dritta e occhio.

STRAIGHT GATE



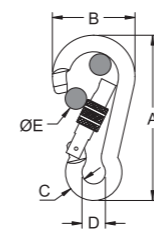
#		Standards	Color					A	B	C	D	E
555B0GPP0KK	-	-		1,2	-	-	17	50	25	5	6	7
555C0GPP0KK	-	-		1,2	-	-	30	60	30	6	7	8
555D0GPP0KK	-	-		1,8	-	-	47	72	34	7	9	10
555E0GPP0KK	-	-		8	-	-	71	80	38	8	10	10
555I0GPP0KK	-	-		12	-	-	135	103	48	10	12	15.5
555L0GPP0KK	-	-		20	-	-	196	121	57	10.5	15	17
555N0JPP0KK	-	-		24	-	-	376	160	80	13	22	30

CLASSIC SCREW SLEEVE

- High quality AISI 316 stainless steel connector with screw sleeve.

- Connettore in acciaio inox AISI 316 di altissima qualità con ghiera a vite.

SCREW SLEEVE



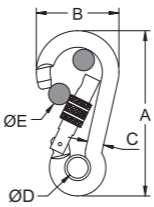
#		Standards	Color					A	B	C	D	E
555ID0PP5KK	-	-		12	-	-	140	103	48	10	-	15.5
555LD0PP5KK	-	-		20	-	-	200	121	57	10.5	-	17

CLASSIC EYE SCREW SLEEVE

- High quality AISI 316 stainless steel connector with screw sleeve and captive eye.

- Connettore in acciaio inox AISI 316 di altissima qualità con ghiera a vite e occhio.

SCREW SLEEVE



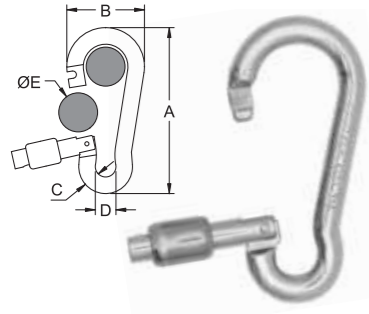
#		Standards	Color					A	B	C	D	E
555IDGPP5KK	-	-		12	-	-	140	103	48	10	12	15.5
555LDGPP5KK	-	-		20	-	-	205	121	57	10.5	15	17

CLASSIC EXTERNAL OPENING

- Stainless steel connector with an express sleeve and outward opening.

- Connettore in acciaio inox, ghiera express ed apertura esterna.

EXPRESS SLEEVE



Outward opening
Apertura esterna

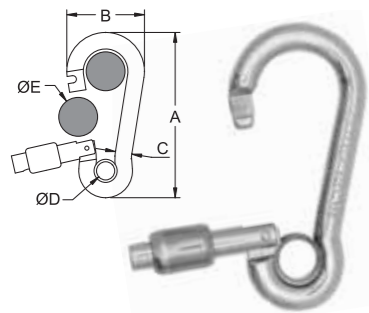
#		Standards	Color 					A mm	B mm	C mm	D mm	E mm
560EVDPPPKK	-	-		8	-	-	73	80	38	8	12	20
560IVDPPPKK	-	-		12	-	-	140	101	49.5	10	13.5	26

CLASSIC EYE EXTERNAL OPENING

- Stainless steel connector with an express sleeve, outward opening and captive eye.

- Connettore in acciaio inox, ghiera express, apertura esterna e occhio.

EXPRESS SLEEVE



Outward opening
Apertura esterna

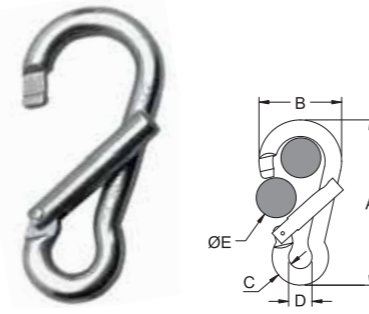
#		Standards	Color 					A mm	B mm	C mm	D mm	E mm
560EVEPPPKK	-	-		8	-	-	75	80	38.5	8	10	20
560IVEPPPKK	-	-		12	-	-	140	100	38.5	10	11.5	26

CLASSIC GENIUS

- Stainless steel connector with a straight gate and opening to the side.

- Connettore in acciaio inox con leva dritta e apertura laterale.

STRAIGHT GATE



"Genius" sideways opening
Apertura laterale "genius"

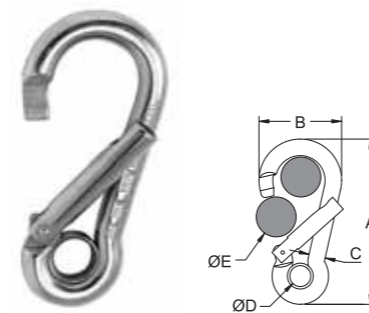
#		Standards	Color 					A mm	B mm	C mm	D mm	E mm
590E0APPOKK	-	-		8	-	-	68	80	38.5	8	11	13
590I0APPOKK	-	-		12	-	-	136	100	47.5	10	14	14
590L0APPOKK	-	-		20	-	-	193	120	57.5	11	-	20

CLASSIC EYE GENIUS

- Stainless steel connector with a straight gate, opening to the side and captive eye.

- Connettore in acciaio inox con leva dritta, apertura laterale e occhio.

STRAIGHT GATE

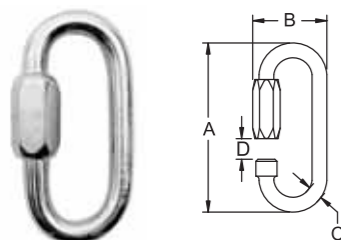


"Genius" sideways opening
Apertura laterale "genius"

#		Standards	Color 					A mm	B mm	C mm	D mm	E mm
590E0BPP0KK	-	-		8	-	-	70	80	38.5	8	10	13
590I0BPP0KK	-	-		12	-	-	197	100	47.5	10	11.5	14
590L0BPP0KK	-	-		20	-	-	197	120	57.5	15	15	20

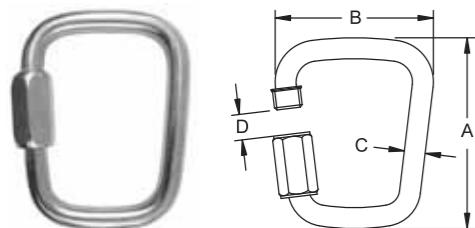
QUICK LINK OVAL

- Oval quick link available in stainless steel and carbon steel.
- Maglia rapida ovale disponibile in acciaio inox e acciaio al carbonio.



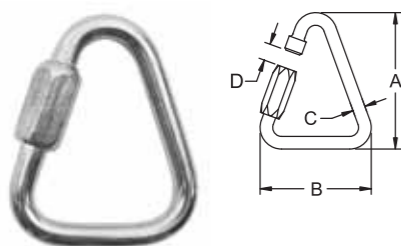
QUICK LINK TRAPEZIUM

- Trapezoidal stainless steel quick link.
- Maglia rapida trapezoidale in acciaio inox.



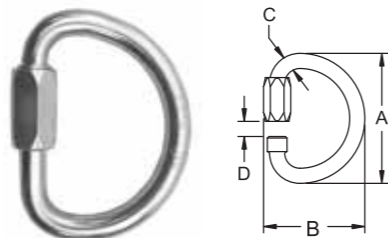
QUICK LINK TRIANGLE

- Triangle stainless steel quick link.
- Maglia rapida triangolare in acciaio inox.



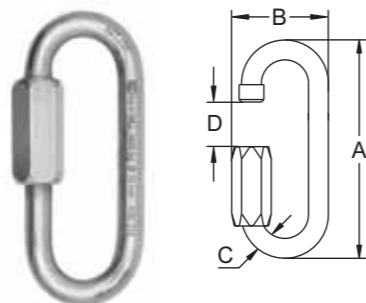
QUICK LINK D

- "D" shape carbon steel quick link.
- Maglia rapida in acciaio al carbonio, forma semirotonda a "D".



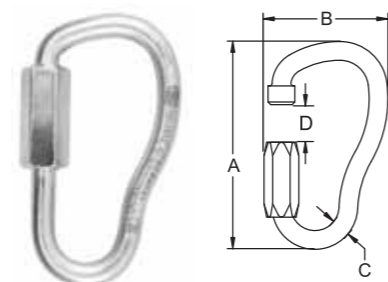
QUICK LINK OVAL LONG

- Oval stainless steel quick link wide opening.
- Maglia rapida ovale in acciaio inox con ampia apertura.



QUICK LINK ASYMMETRIC

- Asymmetric carbon steel quick link.
- Conceived for use with our Duck rope clamp or other small devices.
- Maglia rapida asimmetrica in acciaio al carbonio.
- Ideata per utilizzo con bloccante Duck o altri dispositivi di regolazione della fune.



#		Standards	Material	Color 	M.B.S. ◀ kN	M.B.S. ◆ kN	B.L. ◀ kg	W.L.L. ◀ kg		A mm	B mm	C mm	D mm
QUICK LINK OVAL													
400AB0101XK	-	-	carbon steel		-	-	-	-	12	42.5	19	4	6
400BB0101XK	-	-	carbon steel		-	-	-	-	20	49	23	5	7
400CB0101XK	-	-	carbon steel		-	-	-	-	32	59	26	6	9
400EB0101XK	-	-	carbon steel		-	-	-	-	67	73.5	33.5	8	10
400IB0101XK	-	-	carbon steel		-	-	-	-	135	90	41	10	12
400MB0101XK	-	-	carbon steel		-	-	-	-	212	105	52	12	16
5009COP0PKK	-	-	stainless steel 304		-	-	1100	220	9	36	17	3.5	5.0
500ACOP0PKK	-	-	stainless steel 304		-	-	1400	280	13	39.5	19.5	4	6
500BCOP0PKK	-	-	stainless steel 304		-	-	2250	450	22	49.5	23	5	7
500CCOP0PKK	-	-	stainless steel 304		-	-	3250	650	34	58	26.5	6	8
500ECOP0PKK	✓	EN 12275/Q - EN 362/Q - EAC	stainless steel 304		40	20	-	-	79	74	33.5	8	10
500ICOP0PKK	✓	EN 12275/Q - EN 362/Q - EAC	stainless steel 304		60	20	-	-	142	89	40.5	10	12
500MCOP0PKK	-	-	stainless steel 304		-	-	12500	2500	222	104.5	47.5	12	14
QUICK LINK TRAPEZIUM													
538FCOP0PKK	-	-	stainless steel 316		-	-	4900	980	129	82	68	9	11
538FCON0NKK	-	-	stainless steel 316		-	-	4900	980	129	82	68	9	11
QUICK LINK TRIANGLE													
502ECOP0PKK	✓	EN 12275/Q, EN 362/Q	stainless steel 316		40	10	-	-	80	72	56	8	10
502ICOP0PKK	✓	EN 12275/Q, EN 362/Q	stainless steel 316		60	30	-	-	155	86	66	10	12
502OCOP0PKK	-	-	stainless steel 316		-	-	12250	2450	420	123	85	14	17
QUICK LINK D													
409IB0101KK	✓	EN 12275/Q - EN 362/Q - EAC	carbon steel		50	15	-	-	160	87	67	11	/
QUICK LINK OVAL LONG													
527ECOP0PKK	-	-	stainless steel 316		-	-	4900	980	85	89	37.5	8	17.5
527FCOP0PKK	-	-	stainless steel 316		-	-	6250	1250	115	95	41	9	19
527ICOP0PKK	-	-	stainless steel 316		-	-	8000	1600	160	105.5	45.5	10	20.5
527MCOP0PKK	-	-	stainless steel 316		-	-	11000	2200	260	124	52.5	12	23.5
QUICK LINK ASYMMETRIC													
403DB0101KK	-	EN 12275/Q - EN 362/Q - EAC	carbon steel		25	10	-	-	73	77.5	43.5	7	14

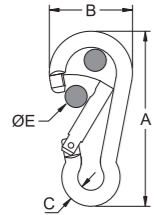
◀ Major axis ◆ Minor axis M.B.S. Minimum breaking strength W.L.L. Working load limit

MINI PEAR

- Small aluminum connector, to be used as an accessories holder or key chain.
- Warning! Not for human support.

- Piccolo connettore in alluminio, da utilizzare come supporto accessori o portachiavi.
- Attenzione! Non adatto al supporto umano.

STRAIGHT GATE



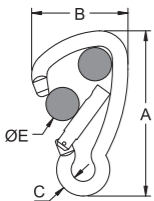
#	Material	Standards	Color	◀	◆	↻	⚠	A	B	C	D	E
				kN	kN	kN	g	mm	mm	mm	mm	mm
755B00BNOKK	alu alloy	-		1,2	-	-	9	50	25	5	-	7
755B00NNOKK	alu alloy	-		1,2	-	-	9	50	25	5	-	7
755B00VNOKK	alu alloy	-		1,2	-	-	9	50	25	5	-	7
755B00RNOKK	alu alloy	-		1,2	-	-	9	50	25	5	-	7
755B00ENOKK	alu alloy	-		1,2	-	-	9	50	25	5	-	7
755C00BNOKK	alu alloy	-		1,5	-	-	10	60	30	6	-	9
755C00NNOKK	alu alloy	-		1,5	-	-	10	60	30	6	-	9
755C00ONOKK	alu alloy	-		1,5	-	-	10	60	30	6	-	9
755C00RNOKK	alu alloy	-		1,5	-	-	10	60	30	6	-	9
755C00VNOKK	alu alloy	-		1,5	-	-	10	60	30	6	-	9
755C00ENOKK	alu alloy	-		1,5	-	-	10	60	30	6	-	9

HARNESS / HARNESS EYE

- Asymmetric connector.
- Ideal, if made of aluminum, as a keyholder or for hanging small items from packs.
- Warning! Not for human support.

- Connettore asimmetrico.
- Ideale, se in alluminio, come portachiavi o per appendere piccoli oggetti allo zaino.
- Attenzione! Non adatto al supporto umano.

STRAIGHT GATE



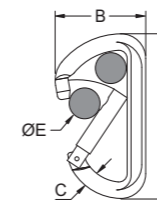
#	Material	Standards	Color	◀	◆	↻	⚠	A	B	C	D	E
				kN	kN	kN	g	mm	mm	mm	mm	mm
HARNESS												
735B00ENOKK	alu alloy	-		1,5	-	-	6	52	33	5	-	9
735B00BNOKK	alu alloy	-		1,5	-	-	6	52	33	5	-	9
735B00CNOKK	alu alloy	-		1,5	-	-	6	52	33	5	-	9
735B00RNOKK	alu alloy	-		1,5	-	-	6	52	33	5	-	9
735B00PPOKK	alu alloy	-		1,5	-	-	6	52	33	5	-	9
735C00ENOKK	alu alloy	-		1,5	-	-	11	65	40,5	6	-	12
735C00BNOKK	alu alloy	-		1,5	-	-	11	65	40,5	6	-	12
735C00CNOKK	alu alloy	-		1,5	-	-	11	65	40,5	6	-	12
735C00RNOKK	alu alloy	-		1,5	-	-	11	65	40,5	6	-	12
HARNESS EYE												
735C0GRNOKK	alu alloy	-		1,5	-	-	16	65	40,5	6	7	12
735C0GPPOKK	alu alloy	-		1,5	-	-	16	65	40,5	6	7	12

MINI D

- The smallest aluminum connector with a screw sleeve in our production.
- To be used for accessories, and ideal for ice axe lanyards.
- Available in a straight gate version.
- Warning! Not for human support.

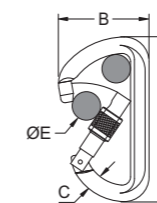
- Il più piccolo connettore in alluminio con ghiera a vite della nostra produzione.
- Da utilizzare come porta accessori, ideale per le longe delle piccozze.
- Disponibile anche in versione senza ghiera.
- Attenzione! Non adatto al supporto umano.

STRAIGHT GATE



#	Material	Standards	Color	◀	◆	↻	⚠	A	B	C	D	E
				kN	kN	kN	g	mm	mm	mm	mm	mm
751E00ENOKK	alu alloy	-		6	-	-	26	80	44	8	-	15
751E00PPOKK	alu alloy	-		6	-	-	26	80	44	8	-	15
751E00NNOKK	alu alloy	-		6	-	-	26	80	44	8	-	15
751E00RNOKK	alu alloy	-		6	-	-	26	80	44	8	-	15
751E00BDOKK	alu alloy	-		6	-	-	26	80	44	8	-	15
751E00ONOKK	alu alloy	-		6	-	-	26	80	44	8	-	15
751E00VNOKK	alu alloy	-		6	-	-	26	80	44	8	-	15
751000400KK	alu alloy	-	Mix	6	-	-	26	80	44	8	-	15

SCREW SLEEVE



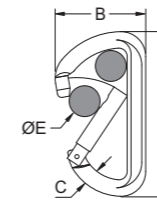
#	Material	Standards	Color	◀	◆	↻	⚠	A	B	C	D	E
				kN	kN	kN	g	mm	mm	mm	mm	mm
751EA0NNNKK	alu alloy	-		6	-	-	32	80	44	8	-	13

MINI D INOX

- Connector made of AISI 316 stainless steel with straight gate.
- Keylock locking system.

- Connettore in acciaio inox 316 con leva dritta.
- Sistema di chiusura Keylock.

STRAIGHT GATE



#	Material	Standards	Color	◀	◆	↻	⚠	A	B	C	D	E
				kN	kN	kN	g	mm	mm	mm	mm	mm
551E00PPOKK	stainless steel	-		16	-	-	71	80	45	8	-	12

Products made of high quality marine bronze (special alloy CU-ZN-MN commonly used to make ship propellers, much stronger than brass, more resistant to corrosion), completely die-cast in Italy. To be used mainly for bags, leashes, harnesses and horse saddles. Available in different finishings in order to protect the products from corrosion and oxidation, while at the same time giving the aesthetic look desired by the customer.

Prodotti realizzati in bronzo marino di altissima qualità (lega speciale CU-ZN-MN normalmente utilizzata per la produzione di eliche di navi, più resistente del bronzo, e resistente alla corrosione), pressofusi completamente in Italia. Sono indicati prevalentemente per borse, guinzagli, bardature e selle per cavalli. Disponibili in diverse finiture che permettono di preservare maggiormente questi prodotti da corrosione e ossidazione, conferendone al contempo l'aspetto estetico desiderato dal cliente.

Finishings / Finiture



LACQUERED / ZAPPONATO

#XXXXXX **Y**XXXX

- Surface treatment with a transparent paint that protects from corrosion and oxidation.
- Trattamento superficiale con vernice trasparente che riduce corrosione e ossidazione nel tempo.



NICKEL PLATED / NICHELATO

#XXXXXX **N**XXXX

- Surface treatment that gives the product a silver color.
- Trattamento superficiale che rende il prodotto color argento.



NATURAL / NATURALE

#XXXXXX **O**XXXX

- Natural brass color finishing.
- Finitura naturale color bronzo lucido.



ZINC PLATED / ZINCATO

#XXXXXX **Z**XXXX

- Zinc surface treatment. Available on request.
- Trattamento superficiale a base di zinco. Disponibile su richiesta.



CHROME PLATED / CROMATO

#XXXXXX **C**XXXX

- Chrome surface treatment that gives the product a brilliant silver color. Available on request.
- Trattamento superficiale a base di cromo che rende il prodotto color argento brillante. Disponibile su richiesta.



Snaps
Ganci



Jib snaps
Garrocci da fiocco



Swivels
Girelli

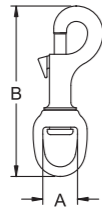


Rings
Anelli



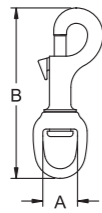
Buckles
Fibbie

SNAP 359 Long bolt snap - round swivel eye
Gancio a corpo lungo - occhiolo girevole arrotondato



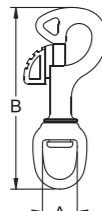
#	Material	g	Finishing	mm	A inch	mm	B inch	mm	C inch
35910000YK	marine bronze	27	O	10	25/64	74	2.29/32	-	-
359100N00YK	marine bronze	27	N	10	25/64	74	2.29/32	-	-
35912000YK	marine bronze	28	O	12	15/32	76	2.63/64	-	-
359120N00YK	marine bronze	28	N	12	15/32	76	2.63/64	-	-
359120Y00YK	marine bronze	28	Y	12	15/32	76	2.63/64	-	-

SNAP 360 Bolt snap - round swivel eye
Gancio con occhiolo girevole arrotondato



#	Material	g	Finishing	mm	A inch	mm	B inch	mm	C inch
36010000YK	marine bronze	22	O	10	25/64	66	2.19/32	-	-
360100N00YK	marine bronze	22	N	10	25/64	66	2.19/32	-	-
360120N00YK	marine bronze	24	N	12	15/32	68	2.43/64	-	-
360120000YK	marine bronze	24	O	12	15/32	68	2.43/64	-	-
360120Y00YK	marine bronze	24	Y	12	15/32	68	2.43/64	-	-
360160Y00YK	marine bronze	49	Y	16	5/8	80	3.5/32	-	-
360160C00YK	marine bronze	49	C	16	5/8	80	3.5/32	-	-
360160000YK	marine bronze	49	O	16	5/8	80	3.5/32	-	-
360160N00YK	marine bronze	49	N	16	5/8	80	3.5/32	-	-
360210N00YK	marine bronze	50	N	21	53/64	81	3.3/16	-	-
360210000YK	marine bronze	50	O	21	53/64	81	3.3/16	-	-
360210Y00YK	marine bronze	50	Y	21	53/64	81	3.3/16	-	-
360250Y00YK	marine bronze	65	Y	25	63/64	90	3.35/64	-	-
360250000YK	marine bronze	65	O	25	63/64	90	3.35/64	-	-
360250N00YK	marine bronze	65	N	25	63/64	90	3.35/64	-	-
360280N00YK	marine bronze	95	N	28	1.7/64	109	4.19/64	-	-
360280000YK	marine bronze	95	O	28	1.7/64	109	4.19/64	-	-
360320000YK	marine bronze	151	O	32	1.17/64	120	4.23/32	-	-
360320N00YK	marine bronze	151	N	32	1.17/64	120	4.23/32	-	-

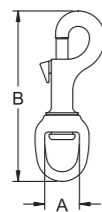
SNAP 361 Automatic swivel snap piston for flag
Gancio automatico a pistone per bandiere - occhiolo girevole



#	Material	g	Finishing	mm	A inch	mm	B inch	mm	C inch
36120000YK	marine bronze	67	O	23	29/32	90	3.35/64	-	-
361200N00XK	marine bronze	67	N	23	29/32	90	3.35/64	-	-

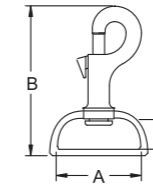
- Easy to hook as the piston slides back automatically.
- Grooves on the piston ensure rapid and sure release.
- Inserimento semplice per l'arretramento automatico del pistoncino scorrevole.
- Sgancio rapido e sicuro grazie alle zigrinature sul pistoncino.

SNAP 362 Heavy duty bolt swivel nut
Gancio ad alto carico con occhiolo girevole



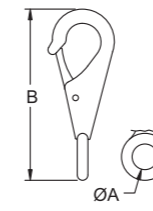
#	Material	g	Finishing	mm	A inch	mm	B inch	mm	C inch
362180000YK	marine bronze	62	O	18	23/32	85	3.11/32	-	-
362180N00YK	marine bronze	62	N	18	23/32	85	3.11/32	-	-

SNAP 369 Bolt snap square swivel eye
Gancio con occhiolo girevole a base piatta



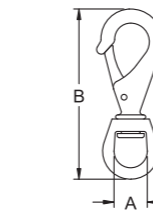
#	Material	g	Finishing	mm	A inch	mm	B inch	mm	C inch
369130000YK	marine bronze	28	O	13	33/64	65	2.9/16	10	25/64
369130N00YK	marine bronze	28	N	13	33/64	65	2.9/16	10	25/64
369130Y00YK	marine bronze	28	Y	13	33/64	65	2.9/16	10	25/64
369200N00YK	marine bronze	30	N	20	25/32	66	2.19/32	10	25/64
369200000YK	marine bronze	30	O	20	25/32	66	2.19/32	10	25/64
369270000YK	marine bronze	50	O	27	1.1/16	76	2.63/64	11	7/16
369270N00YK	marine bronze	50	N	27	1.1/16	76	2.63/64	11	7/16
369270Y00YK	marine bronze	50	Y	27	1.1/16	76	2.63/64	11	7/16

SNAP 363 Spring gate snap - fixed eye
Gancio con leva a molla e occhiolo fisso



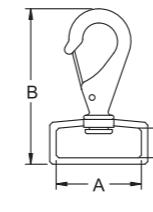
#	Material	g	Finishing	mm	A inch	mm	B inch	mm	C inch
363000000YK	marine bronze	25	O	11	7/16	54	2.1/8	-	-
363000N00YK	marine bronze	25	N	11	7/16	54	2.1/8	-	-
363010N00YK	marine bronze	40	N	17	43/64	73	2.7/8	-	-
363010000YK	marine bronze	40	O	17	43/64	73	2.7/8	-	-
363010Y00YK	marine bronze	40	Y	17	43/64	73	2.7/8	-	-
363020000YK	marine bronze	63	O	18	23/32	82	3.15/64	-	-
363020N00YK	marine bronze	63	N	18	23/32	82	3.15/64	-	-
363030N00YK	marine bronze	110	N	19	3/4	99	3.57/64	-	-
363030000YK	marine bronze	110	O	19	3/4	99	3.57/64	-	-

SNAP 310 Spring gate snap - round swivel eye
Gancio con leva a molla - occhiolo arrotondato e girevole



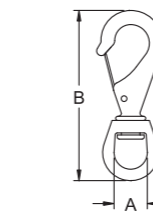
#	Material	g	Finishing	mm	A inch	mm	B inch	mm	C inch
310010000YK	marine bronze	56	O	17	43/64	83	3.17/64	-	-
310010N00YK	marine bronze	56	N	17	43/64	83	3.17/64	-	-
310020N00YK	marine bronze	77	N	20	25/32	94	3.45/64	-	-
310020000YK	marine bronze	77	O	20	25/32	94	3.45/64	-	-
310030000YK	marine bronze	130	O	25	63/64	113	4.29/64	-	-
310030N00YK	marine bronze	130	N	25	63/64	113	4.29/64	-	-

SNAP 316 Flat spring snap - rectangular swivel eye
Gancio con leva piatta a molla - occhiolo girevole a base piatta



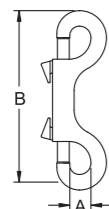
#	Material	g	Finishing	mm	A inch	mm	B inch	mm	C inch
316150N00YK	marine bronze	14	N	15	19/32	46	1.13/16	5	13/64

SNAP 317 Flat spring snap - round swivel eye
Gancio con leva piatta a molla - occhiolo girevole arrotondato



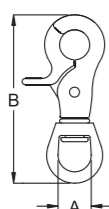
#	Material	g	Finishing	mm	A inch	mm	B inch	mm	C inch
317100000YK	marine bronze	14	O	10	25/64	52	2.3/64	-	-
317100N00YK	marine bronze	14	N	10	25/64	52	2.3/64	-	-

SNAP 367 Double end bolt snap
Gancio doppio



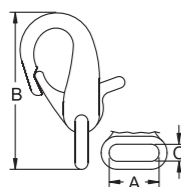
#	Material	g	Finishing	A		B		C	
				mm	inch	mm	inch	mm	inch
367100000YK	marine bronze	54	O	11	7/16	100	3.15/16	-	-
367100N00YK	marine bronze	54	N	11	7/16	100	3.15/16	-	-
367120N00YK	marine bronze	60	N	11	7/16	120	4.23/32	-	-
367120000YK	marine bronze	60	O	11	7/16	120	4.23/32	-	-

SNAP 368 "Trigger" snap - round swivel eye
Gancio "Trigger" - occhio girevole arrotondato



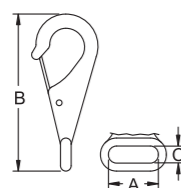
#	Material	g	Finishing	A		B		C	
				mm	inch	mm	inch	mm	inch
368120000YK	marine bronze	40	O	12	15/32	64	2.33/64	-	-
368120N00YK	marine bronze	40	N	12	15/32	64	2.33/64	-	-

SNAP 387 Big snap with lever - fixed square eye
Gancio grande con leva posteriore - occhio quadrato fisso



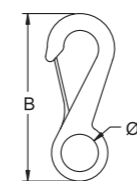
#	Material	g	Finishing	A		B		C	
				mm	inch	mm	inch	mm	inch
387230000YK	marine bronze	40	O	23	29/32	55	2.11/64	8	5/16
387230N00YK	marine bronze	40	N	23	29/32	55	2.11/64	8	5/16
387280N00YK	marine bronze	45	N	28	1.7/64	55	2.11/64	8	5/16
387280000YK	marine bronze	45	O	28	1.7/64	55	2.11/64	8	5/16

SNAP 388 Snap without lever - fixed oval eye
Gancio senza leva posteriore - occhio quadrato fisso



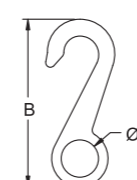
#	Material	g	Finishing	A		B		C	
				mm	inch	mm	inch	mm	inch
388220000YK	marine bronze	35	O	22	55/64	63	2.31/64	5	13/64
388220N00YK	marine bronze	35	N	22	55/64	63	2.31/64	5	13/64
388220Y00YK	marine bronze	35	Y	22	55/64	63	2.31/64	5	13/64

SNAP 382.02 Heavy duty snap hook - wire gate
Gancio ad alto carico - leva a filo



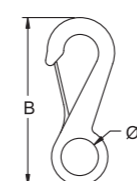
#	Material	g	Finishing	A		B		C	
				mm	inch	mm	inch	mm	inch
382020000YK	marine bronze	145	O	19	3/4	104	4.3/32	-	-
382020N00YK	marine bronze	145	N	19	3/4	104	4.3/32	-	-

SNAP 382.A1 Heavy duty snap hook
Gancio ad alto carico



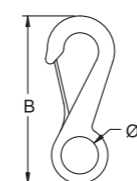
#	Material	g	Finishing	A		B		C	
				mm	inch	mm	inch	mm	inch
382A10000YK	marine bronze	140	O	19	3/4	105	4.1/8	-	-

SNAP 383.02 Heavy duty snap hook - flat gate
Gancio ad alto carico - leva piatta



#	Material	g	Finishing	A		B		C	
				mm	inch	mm	inch	mm	inch
383020000YK	marine bronze	145	O	19	3/4	104	4.3/32	-	-
383020N00YK	marine bronze	145	N	19	3/4	104	4.3/32	-	-

SNAP 383.03 Heavy duty snap hook - flat gate
Gancio ad alto carico - leva piatta



#	Material	g	Finishing	A		B		C	
				mm	inch	mm	inch	mm	inch
383030000YK	marine bronze	195	O	28	1.7/64	120	4.23/32	-	-
383030N00YK	marine bronze	195	N	28	1.7/64	120	4.23/32	-	-

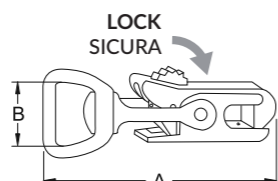
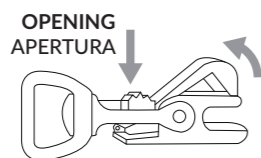
SNAP FOR LEASHES

PANIC SNAPS WITH SAFETY LOCK

- The special snap opening will release even if the connectors are loaded and the safety-lock prevents accidental opening.
- The remarkable feature is that they never become jammed, not even if they are used with mud, ice, snow, dust, etc. Items 372 and 373 (see picture) were specifically designed for hunting dog leashes.
- With the connector open, the collar remains attached by one end to the leash, giving the animal complete freedom.

CONNETTORI A SGANCIO RAPIDO CON SICURA

- La particolare apertura permette lo sgancio anche con i connettori sotto carico e la sicura ne impedisce l'apertura accidentale.
- La caratteristica notevole è che non si bloccano anche se usati in presenza di fango, ghiaccio, polvere, ecc. Gli art. 372 e 373 (vedi particolare) sono studiati soprattutto per cani da caccia.
- Il collare, a connettore aperto resta attaccato per un capo al guinzaglio e lasciando l'animale completamente libero.



SNAP FOR LEASHES 372

Square swivel eye - it allows the release of the collar
Occhiolo girevole a base piatta - permette lo sgancio del collare

#	Material	g	Finishing	A mm	A inch	B mm	B inch	C mm	C inch
37220000YK	marine bronze	80	O	88	3.15/32	20	25/32	-	-
37226000YK	marine bronze	76	O	87	3.27/64	26	1.1/32	-	-



SNAP FOR LEASHES 373

Round swivel eye - it allows the release of the collar
Occhiolo girevole arrotondato - permette lo sgancio del collare

#	Material	g	Finishing	A mm	A inch	B mm	B inch	C mm	C inch
37322000YK	marine bronze	81	O	95	3.47/64	22	55/64	-	-



SNAP FOR LEASHES 370

Square swivel eye
Occhiolo girevole a base piatta

#	Material	g	Finishing	A mm	A inch	B mm	B inch	C mm	C inch
37020000YK	marine bronze	65	O	77	3.1/32	20	25/32	-	-
37026000YK	marine bronze	66	O	77	3.1/32	26	1.1/32	-	-



SNAP FOR LEASHES 371

Round swivel eye
Occhiolo girevole arrotondato

#	Material	g	Finishing	A mm	A inch	B mm	B inch	C mm	C inch
37122000YK	marine bronze	70	O	84	3.5/16	22	55/64	-	-



SNAP FOR LEASHES 354

(nickel plated steel) Clamp hook
Gancio a pinza



#	Material	g	Finishing	A mm	A inch	B mm	B inch	C mm	C inch
354050N00XK	steel	20	N	85	3.11/32	11	7/16	-	-
354060N00XK	steel	28	N	97	3.13/16	14	35/64	-	-
354070N00XK	steel	40	N	110	4.21/64	16	5/8	-	-

JIB SNAPS

GARROCCI DA FIOCCO

JIB SNAPS

PRESSURE DIE-CAST JIB SNAPS

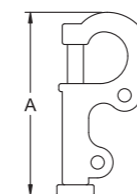
- These are made of marine bronze (softer material than the stainless steel of the stay), therefore they do not damage the stay at contact points (always the same when sailing).

GARROCCI DA FIOCCO PRESSOFUSI

- Sono in bronzo marino (materiale più tenero dell'acciaio inox dello strallo), quindi non logorano lo strallo nei punti di contatto (sempre gli stessi in navigazione).

JIB SNAP 330

Sew-on type
Da cucire



#	Material	g	Finishing	A mm	A inch	B mm	B inch	C mm	C inch
330300N00XK	marine bronze	10	N	30	1.3/16	-	-	-	-
330300000XK	marine bronze	10	O	30	1.3/16	-	-	-	-
330400N00XK	marine bronze	23	N	43	1.11/16	-	-	-	-
330500N00XK	marine bronze	34	N	53	2.3/32	-	-	-	-
330500000XK	marine bronze	34	O	53	2.3/32	-	-	-	-
330600000XK	marine bronze	45	O	63	2.31/64	-	-	-	-
330600N00XK	marine bronze	45	N	63	2.31/64	-	-	-	-

JIB SNAP 331

Knock-on type
Da ribattere



#	Material	g	Finishing	A mm	A inch	B mm	B inch	C mm	C inch
331400000YK	marine bronze	25	O	43	1.1/16	-	-	-	-
331500000YK	marine bronze	36	O	54	2.1/8	-	-	-	-
331600000YK	marine bronze	54	O	64	2.33/64	-	-	-	-
331750000YK	marine bronze	90	O	80	3.5/32	-	-	-	-

JIB SNAP 332


Knock-on type with wire gate
Da ribattere, con leva a filo



#	Material	g	Finishing	A mm	A inch	B mm	B inch	C mm	C inch
332500000WK	marine bronze	32	O	50	1.31/32	-	-	-	-
332550000WK	marine bronze	33	O	57	2.1/4	-	-	-	-
332650000WK	marine bronze	50	O	66	2.19/32	-	-	-	-

- With the wire gate, they can be put on and taken off the stay one-handed.
- Con leva in filo si mettono e si tolgono dallo strallo con una sola mano.

SWIVEL 301 Round swivel
Girello arrotondato



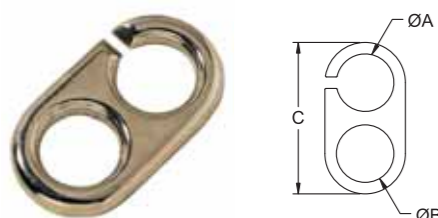
#	Material	g	Finishing	A		B		C	
				mm	inch	mm	inch	mm	inch
301070N00YK	bronze	38	N	7	9/32	12	15/32	50	1.31/32
301070Z00YK	bronze	38	Z	7	9/32	12	15/32	50	1.31/32
301070Y00YK	bronze	38	Y	7	9/32	12	15/32	50	1.31/32
301090Y00YK	bronze	59	Y	9	23/64	12	15/32	60	2.23/64
301090N00YK	bronze	59	N	9	23/64	12	15/32	60	2.23/64
301090Z00YK	bronze	59	Z	9	23/64	12	15/32	60	2.23/64

SWIVEL 303 Round swivel not welded
Girello arrotondato non saldato



#	Material	g	Finishing	A		B		C	
				mm	inch	mm	inch	mm	inch
303100000XK	bronze	5	O	10	25/64	8	5/16	30	1.3/16
303100N00XK	bronze	5	N	10	25/64	8	5/16	30	1.3/16
303120N00XK	bronze	8	N	12	15/32	8	5/16	37	1.29/64
303120000XK	bronze	8	O	12	15/32	8	5/16	37	1.29/64
303130000XK	bronze	9	O	13	33/64	9	23/64	40	1.37/64
303140000XK	bronze	10	O	14	35/64	9	23/64	41	1.39/64
303140N00XK	bronze	10	N	14	35/64	9	23/64	41	1.39/64
303150N00XK	bronze	12	N	15	19/32	9	23/64	43	1.11/16
303150000XK	bronze	12	O	15	19/32	9	23/64	43	1.11/16

CONNECTION RING 308 Plate mortise for flat
Piastra ad incastro rapido



#	Material	g	Finishing	A		B		C	
				mm	inch	mm	inch	mm	inch
308160000XK	bronze	33	O	16	5/8	16	5/8	45	1.49/64

- Ring and swivel with rapid slide-in connection.
- Particularly suited for rapid coupling of flags for signalling.
- Anello e girello con attacco rapido a incastro.
- Particolarmente adatti per l'aggancio rapido di bandiere da segnalazione.

SWIVEL 313-1 Bronze swivel with open stainless steel nail
Girello in bronzo con gancio aperto in acciaio inox



#	Material	g	Finishing	A		B		C	
				mm	inch	mm	inch	mm	inch
313101N00XK	bronze	6	N	10	25/64	36	1.27/64	-	-

SWIVEL 313-2 Bronze swivel with closed stainless steel nail
Girello in bronzo con gancio chiuso in acciaio inox



#	Material	g	Finishing	A		B		C	
				mm	inch	mm	inch	mm	inch
313102N00XK	bronze	6	N	10	25/64	29	1.9/64	-	-

SWIVEL 309 Swivel with notch (for mod. 308)
Girello con tacca (per mod. 308)



#	Material	g	Finishing	A		B		C	
				mm	inch	mm	inch	mm	inch
309160000XK	bronze	45	O	16	5/8	16	5/8	67	2.41/64
309160N00XK	bronze	45	N	16	5/8	16	5/8	67	2.41/64

- Ring and swivel with rapid slide-in connection.
- Particularly suited for rapid coupling of flags for signalling.
- Anello e girello con attacco rapido a incastro.
- Particolarmente adatti per l'aggancio rapido di bandiere da segnalazione.

SWIVEL 320



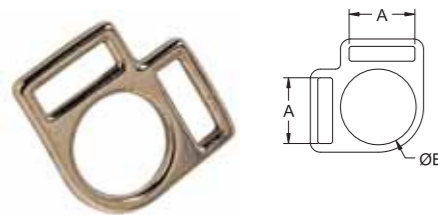
#	Material	g	Finishing	A		B		C	
				mm	inch	mm	inch	mm	inch
320160000XK	bronze	45	O	16	5/8	16	5/8	67	2.41/64
320160N00YK	bronze	45	N	16	5/8	16	5/8	67	2.41/64
320210N00YK	bronze	50	N	21	53/64	21	53/64	70	2.3/4
320210000YK	bronze	50	O	21	53/64	21	53/64	70	2.3/4
320250000YK	bronze	65	O	25	63/64	25	63/64	83	3.17/64
320250N00YK	bronze	65	N	25	63/64	25	63/64	83	3.17/64

ROUND RING 101




#	Material	g	Finishing	mm	A inch	mm	B inch	mm	C inch
10127YN00YK	bronze	16	N	27	1.1/16	5	13/64	-	-
101270Y00YK	bronze	16	Y	27	1.1/16	5	13/64	-	-
101270N00YK	bronze	16	N	27	1.1/16	5	13/64	-	-
101290N00YK	bronze	17	N	29	1.9/64	5	13/64	-	-
101290Y00YK	bronze	17	Y	29	1.9/64	5	13/64	-	-
101320Y00YK	bronze	22	Y	32	1.17/64	5	13/64	-	-
101320N00YK	bronze	22	N	32	1.17/64	5	13/64	-	-
101350N00YK	bronze	25	N	35	1.3/8	5	13/64	-	-
101350Y00YK	bronze	25	Y	35	1.3/8	5	13/64	-	-
101380Y00YK	bronze	29	Y	38	1.1/2	6	15/64	-	-
101380N00YK	bronze	29	N	38	1.1/2	6	15/64	-	-
101380000YK	bronze	29	O	38	1.1/2	6	15/64	-	-
101450000YK	bronze	44	O	45	1.49/64	7	9/32	-	-
101450N00YK	bronze	44	N	45	1.49/64	7	9/32	-	-
101450Y00YK	bronze	44	Y	45	1.49/64	7	9/32	-	-
101500Y00YK	bronze	46	Y	50	1.31/32	7	9/32	-	-
101500N00YK	bronze	46	N	50	1.31/32	7	9/32	-	-
101650N00YK	bronze	113	N	65	2.9/16	9	23/64	-	-
101650Y00YK	bronze	113	Y	65	2.9/16	9	23/64	-	-
101750N00YK	bronze	127	N	75	2.61/64	9	23/64	-	-

2 LIGHTS RING 102



#	Material	g	Finishing	mm	A inch	mm	B inch	mm	C inch
102160Y00YK	bronze	25	Y	16	5/8	22	55/64	-	-
102190Y00YK	bronze	28	Y	19	3/4	22	55/64	-	-
102190N00YK	bronze	28	N	19	3/4	22	55/64	-	-
102200N00YK	bronze	34	N	20	25/32	32	1.17/64	-	-
102200Y00YK	bronze	34	Y	20	25/32	32	1.17/64	-	-
102270Y00YK	bronze	42	Y	27	1.1/16	31	1.7/32	-	-
102270N00YK	bronze	42	N	27	1.1/16	31	1.7/32	-	-
102270000YK	bronze	42	O	27	1.1/16	31	1.7/32	-	-

3 LIGHTS RING 103



#	Material	g	Finishing	mm	A inch	mm	B inch	mm	C inch
103200Y00YK	bronze	36	Y	20	25/32	23	29/32	-	-
103200N00YK	bronze	36	N	20	25/32	23	29/32	-	-
103270N00YK	bronze	44	N	27	1.1/16	32	1.17/64	-	-
103270Y00YK	bronze	44	Y	27	1.1/16	32	1.17/64	-	-
103270000YK	bronze	44	O	27	1.1/16	32	1.17/64	-	-
103290Y00YK	bronze	47	Y	29	1.9/64	33	1.19/64	-	-
103290N00YK	bronze	47	N	29	1.9/64	33	1.19/64	-	-

RECTANGULAR RING 104



#	Material	g	Finishing	mm	A inch	mm	B inch	mm	C inch
104260Y00XK	bronze	15	Y	26	1.1/32	16	5/8	-	-
104310Y00XK	bronze	27	Y	31	1.7/32	21	53/64	-	-

SQUARE RING 105



#	Material	g	Finishing	mm	A inch	mm	B inch	mm	C inch
105200Y00XK	bronze	9	Y	20	25/32	20	25/32	-	-

OVAL RING 107



#	Material	g	Finishing	mm	A inch	mm	B inch	mm	C inch
107200Y00XK	bronze	3	Y	21	53/64	7	9/32	-	-
107200N00XK	bronze	3	N	21	53/64	7	9/32	-	-
107270N00XK	bronze	4	N	27	1.1/16	7	9/32	-	-
107270Y00XK	bronze	4	Y	27	1.1/16	7	9/32	-	-

RECTANGULAR RING 108



#	Material	g	Finishing	mm	A inch	mm	B inch	mm	C inch
108220Y00XK	bronze	4	Y	22	55/64	7	9/32	-	-
108270Y00XK	bronze	4	Y	27	1.1/16	7	9/32	-	-

D RING LIGHT 123



#	Material	g	Finishing	mm	A inch	mm	B inch	mm	C inch
123140Y00XK	bronze	5	Y	14	35/64	11	7/16	-	-
123140N00XK	bronze	5	N	14	35/64	11	7/16	-	-
123170N00XK	bronze	6	N	17	43/64	13	33/64	-	-
12317YN00XK	bronze	6	N Y	17	43/64	13	33/64	-	-
123170Y00XK	bronze	6	Y	17	43/64	13	33/64	-	-
123210000XK	bronze	7	O	21	53/64	14	35/64	-	-
123210N00XK	bronze	7	N	21	53/64	14	35/64	-	-
123210Y00XK	bronze	7	Y	21	53/64	14	35/64	-	-
123270Y00XK	bronze	9	Y	27	1.1/16	17	43/64	-	-
123270N00XK	bronze	9	N	27	1.1/16	17	43/64	-	-
12327YN00XK	bronze	9	N Y	27	1.1/16	17	43/64	-	-
123270000XK	bronze	9	O	27	1.1/16	17	43/64	-	-
123290000XK	bronze	5	O	29	1.9/64	21	53/64	-	-
123290N00XK	bronze	5	N	29	1.9/64	21	53/64	-	-
123290Y00XK	bronze	5	Y	29	1.9/64	21	53/64	-	-
123360Y00XK	bronze	8	Y	36	1.27/64	21	53/64	-	-

D RING HEAVY 140



#	Material	g	Finishing	A		B		C	
				mm	inch	mm	inch	mm	inch
140180Y00YK	bronze	5	Y	18	23/32	18	23/32	-	-
140180N00XK	bronze	5	N	18	23/32	18	23/32	-	-
140250N00XK	bronze	15	N	25	63/64	23	29/32	-	-
140250Y00YK	bronze	15	Y	25	63/64	23	29/32	-	-
140250000YK	bronze	15	O	25	63/64	23	29/32	-	-
140400Y00YK	bronze	33	Y	40	1.37/64	35	1.3/8	-	-
140400N00XK	bronze	33	N	40	1.37/64	35	1.3/8	-	-
140530N00XK	bronze	70	N	53	2.3/32	46	1.13/16	-	-
140530Y00YK	bronze	70	Y	53	2.3/32	46	1.13/16	-	-

RECTANGULAR RING 177



#	Material	g	Finishing	A		B		C	
				mm	inch	mm	inch	mm	inch
177200000XK	bronze	11	Y	20	25/32	12	15/32	-	-
177200N00XK	bronze	11	N	20	25/32	12	15/32	-	-

BUCKLE 125




#	Material	g	Finishing	A		B		C	
				mm	inch	mm	inch	mm	inch
125250Y00XK	bronze	21	Y	25	63/64	11	7/16	-	-
125250N00XK	bronze	21	N	25	63/64	11	7/16	-	-

BUCKLE 129 2 lights 2 luci



#	Material	g	Finishing	A		B		C	
				mm	inch	mm	inch	mm	inch
129200Y00XK	bronze	8	Y	20	25/32	7	9/32	-	-
129250Y00XK	bronze	11	Y	25	63/64	6	15/64	-	-
129250N00XK	bronze	11	N	25	63/64	6	15/64	-	-
129280N00XK	bronze	14	N	28	1.7/64	8	5/16	-	-
129280Y00XK	bronze	14	Y	28	1.7/64	8	5/16	-	-

BUCKLE 191 Buckle mortise 2 pcs Fibbia a incastro rapido, 2 pz



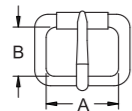
#	Material	g	Finishing	A		B		C	
				mm	inch	mm	inch	mm	inch
191500Y00YK	bronze	35	Y	50	1.31/32	5	13/64	-	-
191500N00XK	bronze	35	N	50	1.31/32	5	13/64	-	-

BUCKLE 192 Double buckle for mod. 191 Fibbia doppia per mod. 191



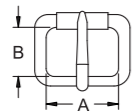
#	Material	g	Finishing	A		B		C	
				mm	inch	mm	inch	mm	inch
192500N00XK	bronze	14	N	50	1.31/32	5	13/64	-	-
192500000YK	bronze	14	O	50	1.31/32	5	13/64	-	-
192500Y00YK	bronze	14	Y	50	1.31/32	5	13/64	-	-

SIMPLE BUCKLE ROLLER 132



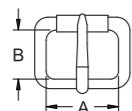
#	Material	g	Finishing	A mm	A inch	B mm	B inch	C mm	C inch
132160Y00YK	bronze	7	Y	16	5/8	14	35/64	-	-
132160N00XK	bronze	7	N	16	5/8	14	35/64	-	-
132200N00XK	bronze	13	N	20	25/32	18	23/32	-	-
132200Y00YK	bronze	13	Y	20	25/32	18	23/32	-	-

SIMPLE BUCKLE 161 Half-round Semi-circolare



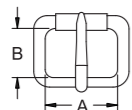
#	Material	g	Finishing	A mm	A inch	B mm	B inch	C mm	C inch
161130N00YK	bronze	11	N	13	33/64	16	5/8	-	-
161130Y00YK	bronze	11	Y	13	33/64	16	5/8	-	-
161160Y00YK	bronze	13	Y	16	5/8	18	23/32	-	-
161160N00YK	bronze	13	N	16	5/8	18	23/32	-	-
161210N00YK	bronze	19	N	21	53/64	19	3/4	-	-
161210O00YK	bronze	19	O	21	53/64	19	3/4	-	-
161210Y00YK	bronze	19	Y	21	53/64	19	3/4	-	-

SIMPLE BUCKLE 185 Long Lunga



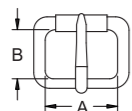
#	Material	g	Finishing	A mm	A inch	B mm	B inch	C mm	C inch
185220Y00YK	bronze	38	Y	22	55/64	43	1.11/16	-	-
185220N00XK	bronze	38	N	22	55/64	43	1.11/16	-	-

SIMPLE BUCKLE ROLLER 186



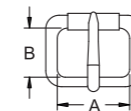
#	Material	g	Finishing	A mm	A inch	B mm	B inch	C mm	C inch
186180N00XK	bronze	18	N	18	23/32	19	3/4	-	-
186210N00YK	bronze	20	N	21	53/64	21	53/64	-	-
186210Y00YK	bronze	20	Y	21	53/64	21	53/64	-	-

SIMPLE BUCKLE 172



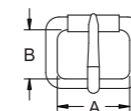
#	Material	g	Finishing	A mm	A inch	B mm	B inch	C mm	C inch
172120Y00YK	bronze	6	Y	12	15/32	17	43/64	-	-
172120N00XK	bronze	6	N	12	15/32	17	43/64	-	-
172150N00XK	bronze	8	N	15	19/32	18	23/32	-	-
172150Y00YK	bronze	8	Y	15	19/32	18	23/32	-	-

SIMPLE BUCKLE ROLLER 178



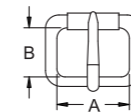
#	Material	g	Finishing	A mm	A inch	B mm	B inch	C mm	C inch
178140Y00YK	bronze	7	Y	14	35/64	12	15/32	-	-
178140N00XK	bronze	7	N	14	35/64	12	15/32	-	-
178140O00XK	bronze	7	O	14	35/64	12	15/32	-	-

SIMPLE BUCKLE ROLLER 179



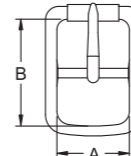
#	Material	g	Finishing	A mm	A inch	B mm	B inch	C mm	C inch
179350Y00YK	bronze	39	Y	35	1.3/8	26	1.1/32	-	-
179350N00YK	bronze	39	N	35	1.3/8	26	1.1/32	-	-

HEAVY DUTY BUCKLE 180



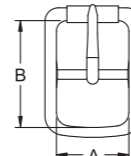
#	Material	g	Finishing	A mm	A inch	B mm	B inch	C mm	C inch
180260N00YK	bronze	30	N	26	1.1/32	28	1.7/64	-	-

CENTER BAR BUCKLE 154



#	Material	g	Finishing	A mm	A inch	B mm	B inch	C mm	C inch
154120Y00YK	bronze	9	Y	12	15/32	19	3/4	-	-
154120N00YK	bronze	9	N	12	15/32	19	3/4	-	-
154130N00YK	bronze	10	N	13	33/64	25	63/64	-	-
154130Y00YK	bronze	10	Y	13	33/64	25	63/64	-	-
154170Y00YK	bronze	11	Y	17	43/64	26	1.1/32	-	-
154170N00YK	bronze	11	N	17	43/64	26	1.1/32	-	-
154270N00YK	bronze	29	N	27	1.1/16	43	1.11/16	-	-
154270Y00YK	bronze	29	Y	27	1.1/16	43	1.11/16	-	-

CENTER BAR BUCKLE 157 Oval Ovale



#	Material	g	Finishing	A mm	A inch	B mm	B inch	C mm	C inch
157220Y00YK	bronze	36	Y	22	55/64	42	1.21/32	-	-
157220N00YK	bronze	36	N	22	55/64	42	1.21/32	-	-
157220O00YK	bronze	36	O	22	55/64	42	1.21/32	-	-
157260N00YK	bronze	39	N	26	1.1/32	45	1.49/64	-	-
157260Y00YK	bronze	39	Y	26	1.1/32	45	1.49/64	-	-

CENTER BAR BUCKLE ROLLER 163



#	Material	g	Finishing	A mm	A inch	B mm	B inch	C mm	C inch
163140Y00XK	bronze	5	Y	14	35/64	18	23/32	-	-
163140N00XK	bronze	5	N	14	35/64	18	23/32	-	-

CENTER BAR BUCKLE ROLLER 175



#	Material	g	Finishing	A mm	A inch	B mm	B inch	C mm	C inch
175160Y00YK	bronze	8	Y	16	5/8	21	53/64	-	-
175160N00YK	bronze	8	N	16	5/8	21	53/64	-	-
175160000YK	bronze	8	O	16	5/8	21	53/64	-	-
17516YN00YK	bronze	8	N Y	16	5/8	21	53/64	-	-
175180N00XK	bronze	11	N	18	23/32	23	29/32	-	-
175180Y00YK	bronze	11	Y	18	23/32	23	29/32	-	-
175200Y00YK	bronze	14	Y	20	25/32	25	63/64	-	-
175200N00YK	bronze	14	N	20	25/32	25	63/64	-	-
175270N00YK	bronze	30	N	27	1.1/16	31	1.7/32	-	-
175270Y00YK	bronze	30	Y	27	1.1/16	31	1.7/32	-	-

CENTER BAR BUCKLE 149




#	Material	g	Finishing	A mm	A inch	B mm	B inch	C mm	C inch
149160Y00YK	bronze	14	Y	16	05-ago	27	1.1/16	-	-
149160N00YK	bronze	14	N	16	05-ago	27	1.1/16	-	-
149190000XK	bronze	16	O	19	03-apr	31	1.7/32	-	-
149190N00YK	bronze	16	N	19	03-apr	31	1.7/32	-	-
149190Y00YK	bronze	16	Y	19	03-apr	31	1.7/32	-	-
149260Y00YK	bronze	25	Y	26	1.1/32	39	1.17/32	-	-
149260N00YK	bronze	25	N	26	1.1/32	39	1.17/32	-	-

CENTER ROLLER BUCKLE 181



#	Material	g	Finishing	A mm	A inch	B mm	B inch	C mm	C inch
181220Y00YK	bronze	32	Y	22	55/64	38	1.1/2	-	-
181220N00YK	bronze	32	N	22	55/64	38	1.1/2	-	-

CENTER BAR BUCKLE 182



#	Material	g	Finishing	A mm	A inch	B mm	B inch	C mm	C inch
18214X000XK	bronze	8	O	14	35/64	20	25/32	-	-
182210000XK	bronze	13	O	21	53/64	25	63/64	-	-

CENTER BAR BUCKLE 183



#	Material	g	Finishing	A mm	A inch	B mm	B inch	C mm	C inch
183280Y00XK	bronze	46	Y	28	1.7/64	43	1.11/16	-	-
183280N00XK	bronze	46	N	28	1.7/64	43	1.11/16	-	-

BUCKLE 923 2 lights buckle Fibbia a 2 luci



#	Material	g	Finishing	A mm	A inch	B mm	B inch	C mm	C inch
923A302N0XK	alu alloy	12	■	32	1.17/64	35	1.3/8	7	9/32
923A302P0XK	alu alloy	12	O	32	1.17/64	35	1.3/8	7	9/32
923A442P0XK	alu alloy	17	O	44	1.47/64	41	1.39/64	9	23/64
923A442N0XK	alu alloy	17	■	44	1.47/64	41	1.39/64	9	23/64

BUCKLE 924



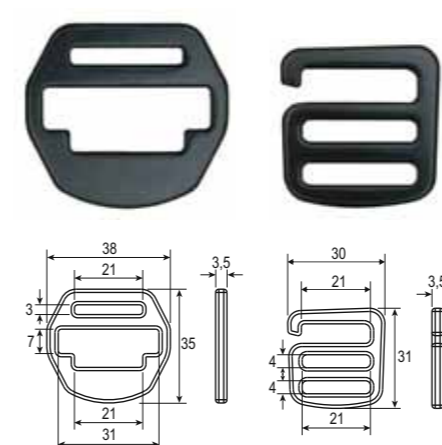
#	Material	g	Finishing	A mm	A inch	B mm	B inch	C mm	C inch
924A441P0XK	alu alloy	12	O	44	1.47/64	40	1.37/64	25	63/64
924A441N0XK	alu alloy	12	■	44	1.47/64	40	1.37/64	25	63/64
924F4410ZKX	carbon steel	47	Z	44	1.47/64	45	1.49/64	25	63/64

BUCKLE 929 2 lights buckle Fibbia a 2 luci



#	Material	g	Finishing	A mm	A inch	B mm	B inch	C mm	C inch
929F4420ZKX	carbon steel	37	Z	44	1.47/64	29	1.9/64	5	13/64

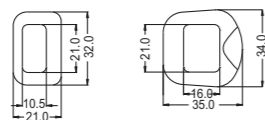
BUCKLE 937A.21 Innovative two-light buckle, openable and easy to handle. Innovativa fibbia a due luci, apribile e facilmente manovrabile.



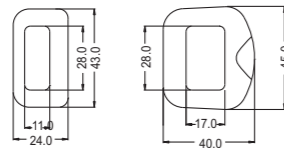
#	Material	g	Finishing	A mm	A inch	B mm	B inch	C mm	C inch
937A210N0XK	alu alloy	12	■	-	-	-	-	-	-



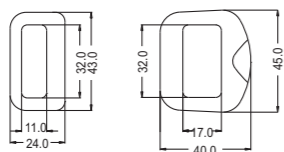
BUCKLE 927 Self-locking buckle with rectangular counter-buckle
Fibbia autobloccante con contro-fibbia rettangolare



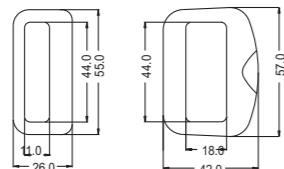
#	Material	g	Color
927F211NOXK	carbon steel	28	■



#	Material	g	Color
927F281NOXK	carbon steel	40	■



#	Material	g	Color
927F321NOXK	carbon steel	39	■



#	Material	g	Color
927F441NOXK	carbon steel	51	■

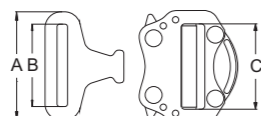
BUCKLE 928 Fast buckle
Fibbia automatica



#	Material	g	Color	A	B	C			
				mm	inch	mm	inch	mm	inch
928A282NOXK	alu alloy	39	■	43	1 11/16	28	1 7/64	28	1 7/64



#	Material	g	Color	A	B	C			
				mm	inch	mm	inch	mm	inch
928F441NOXK	carbon steel	133	■	60	2 23/64	46	1 13/16	46	1 13/16

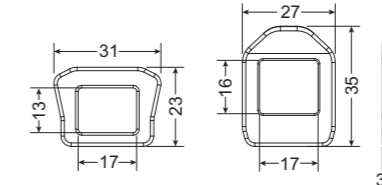


BUCKLE 938 NEW

- Buckle made of aluminum alloy, for straps with a maximum width of 17 or 21 mm
- Ultralight and resistant model.
- Supplied without surface finish to be anodized in the color requested by the customer.

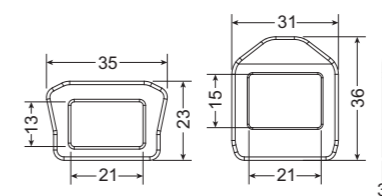
- Fibbia realizzata in lega d'alluminio, per fettucce con larghezza massima di 17 o 21 mm
- Modello ultraleggero e resistente.
- Fornita senza finitura superficiale per poter essere anodizzata del colore richiesto dal cliente.

BUCKLE 938.17 - FOR 17 MM WEBBINGS



#	Material	g	Color
938A171POXK	alu alloy	9	■

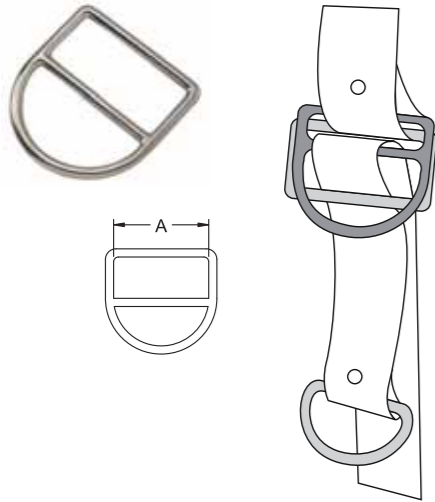
BUCKLE 938.21 - FOR 21 MM WEBBINGS



#	Material	g	Color
938A211POXK	alu alloy	10	■

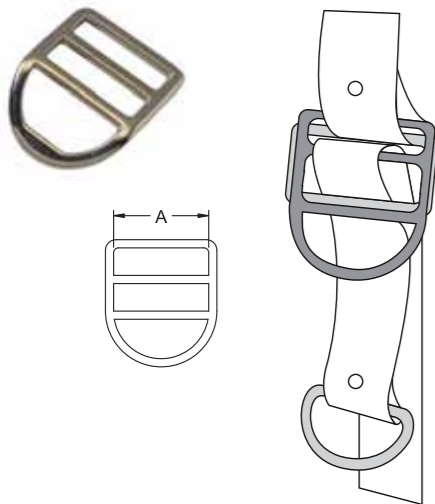


FITTINGS FOR STRAPS 017 2 Lights self-locking buckle 40 mm
Fibbia autobloccante 40 mm a 2 luci



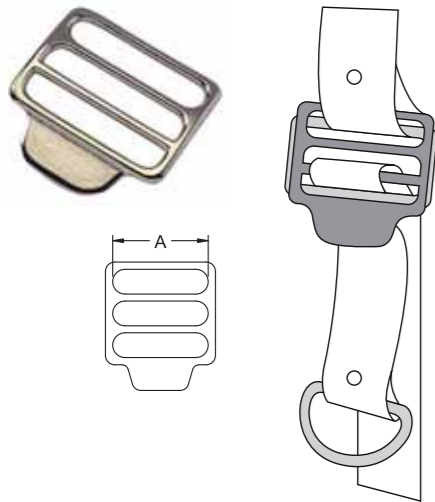
#	Material	g	Finishing	mm	A inch	B mm	B inch	C mm	C inch
017400000ZK	bronze	23	Z	40	1.37/64	-	-	-	-
017400N00XK	bronze	23	N	40	1.37/64	-	-	-	-

FITTINGS FOR STRAPS 018 3 Lights self-locking buckle 40 mm
Fibbia autobloccante 40 mm a 3 luci



#	Material	g	Finishing	mm	A inch	B mm	B inch	C mm	C inch
018400000XK	bronze	47	O	40	1.37/64	-	-	-	-
018400N00XK	bronze	47	N	40	1.37/64	-	-	-	-

FITTINGS FOR STRAPS 019 3 Lights self-locking buckle 50 mm
Fibbia autobloccante 50 mm a 3 luci



#	Material	g	Finishing	mm	A inch	B mm	B inch	C mm	C inch
019500000XK	bronze	42	O	50	1.31/32	-	-	-	-
019500N00XK	bronze	42	N	50	1.31/32	-	-	-	-
01950XC00XK	bronze	42	C	50	1.31/32	-	-	-	-



Kong offers a wide range of accessories dedicated to the nautical world, consisting of sophisticated fastening devices and quick releases, special connectors for every need, anchor savers, crickets and famous anchor connectors appreciated worldwide and made in the highest quality.

The material used is the precious stainless steel AISI 316, the best for strength and durability in highly corrosive saline environments, urban and industrial environments, chemical, food and agro-food industries.

Kong offre un'ampia gamma di prodotti accessori dedicati al mondo della nautica, composta da raffinati dispositivi per l'attracco e lo sgancio rapido, speciali connettori per ogni esigenza, salva-ancora, grilli e i famosi ed apprezzati giunti per ancora di altissima qualità.

Il materiale utilizzato è il pregiato acciaio inossidabile AISI 316, il top per quanto riguarda resistenza e durabilità in ambienti salini altamente corrosivi, ambienti urbani ed industriali, industria chimica, alimentare ed agroalimentare.



Quick release
Sganci rapidi



Mooring hooks
Ganci d'attracco



Anchor connectors
Giunti per ancora



Chain connectors
Connettori per catena



QUICK RELEASE 520

- Stainless steel AISI 316 quick release, useful in all situations where you may need to quickly disengage from the attachment point (water skiing, longe positioning, etc ...)
- It is sufficient to pull the ring to quickly open the closing lever, even under load.
- Available in 4 sizes.

- Sgancio rapido in acciaio inox AISI 316, utile in tutte le situazioni in cui potrebbe essere necessario svincolarsi velocemente dal punto di attacco (sci nautico, longe di posizionamento, ecc...)
- È sufficiente tirare l'anello per aprire rapidamente la leva di chiusura, anche sotto carico.
- Disponibile in 4 misure.



#	Size	Material	Standards	Color	g	Load Kg	A mm	B mm	C mm	D mm	E mm	F mm
520000000XK	00	stainless steel	-	■	35	400	33	21	10	-	6	-
520010000XK	01	stainless steel	-	■	50	1200	57	33	12	-	10	-
520020000XK	02	stainless steel	-	■	90	2000	70	46	18	-	13	-
520030000XK	03	stainless steel	-	■	232	3500	100	60	26	-	17	-

QUICK RELEASE 521

- Stainless steel AISI 316 quick release, useful in all situations where you may need to quickly disengage from the attachment point (water skiing, longe positioning, etc ...)
- Equipped with swivel connection to prevent tangling of the lanyard.
- It is sufficient to pull the ring to quickly open the closing lever, even under load.
- Available in 3 sizes.

- Sgancio rapido in acciaio inox AISI 316, utile in tutte le situazioni in cui potrebbe essere necessario svincolarsi velocemente dal punto di attacco (sci nautico, longe di posizionamento, ecc...)
- Dotato di attacco girevole per evitare l'attorcigliamento delle longe.
- È sufficiente tirare l'anello per aprire rapidamente la leva di chiusura, anche sotto carico.
- Disponibile in 3 misure.



#	Size	Material	Standards	Color	g	Load Kg	A mm	B mm	C mm	D mm	E mm	F mm
521010000XK	01	stainless steel	-	■	58	1200	68	33	13	-	11	-
521020000XK	02	stainless steel	-	■	120	2000	87	42	18	-	15	-
521030000XK	03	stainless steel	-	■	320	2500	125	60	24	-	19	-


QUICK RELEASE 525 ■ PATENTED

- Stainless steel AISI 316 quick release, useful in all situations where you may need to quickly disengage from the attachment point (water skiing, etc ...)
- It is sufficient to pull the cord to quickly open the closing lever, even under load.
- Tested by R.I.N.A.
- Patented.

- Sgancio rapido in acciaio inox AISI 316, utile in tutte le situazioni in cui potrebbe essere necessario svincolarsi velocemente dal punto di attacco (sci nautico, ecc...)
- È sufficiente tirare il cordino per aprire rapidamente la leva di chiusura, anche sotto carico.
- Testato da R.I.N.A.
- Brevettato.



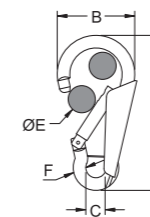
#	Size	Material	Standards	Color	g	Load Kg	A mm	B mm	C mm	D mm	E mm	F mm
525000000KK	-	stainless steel	R.I.N.A. 1/165/86/DP	■	75	150	59	37	17	-	16	-



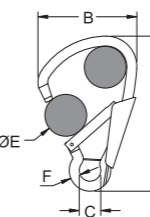
MOORING HOOK ■ KEYLOCK

- The plate of KONG mooring hook can be fitted to any boathook by the two screws included.
- It allows an easy and safe docking maneuvers to the buoy.
- Made of stainless steel AISI 316.

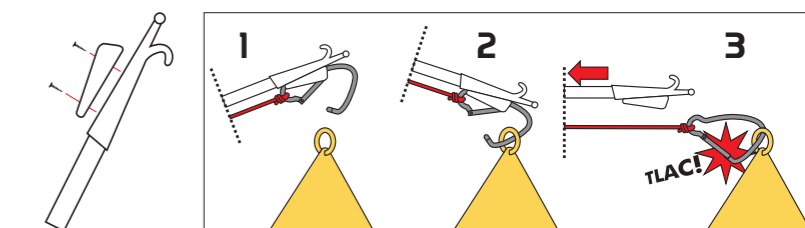
- La piastra del gancio d'attacco KONG si applica a qualunque mezzo marinaio mediante le due viti in dotazione.
- Facilita e rende sicure le manovre di attracco alla boa.
- Realizzato in acciaio inox AISI 316.



#	Size	Material	Standards	Color	g	Load Kg	A mm	B mm	C mm	D mm	E mm	F mm
650160000KK	-	stainless steel	-	■	450	2400	160	80	22.5	-	30	13



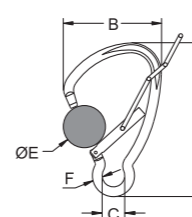
#	Size	Material	Standards	Color	g	Load Kg	A mm	B mm	C mm	D mm	E mm	F mm
650200000KK	-	stainless steel	-	■	590	2400	200	129	22.5	-	56	13



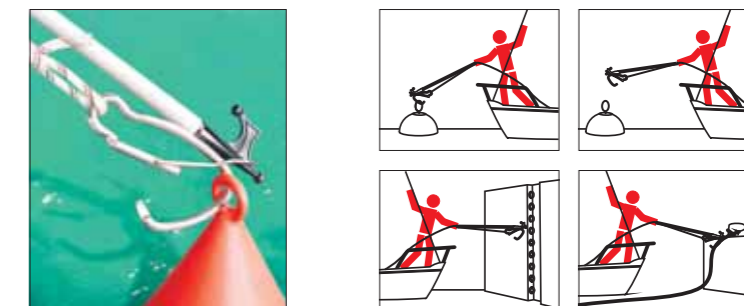
MOORING HOOK 201 ■ KEYLOCK ■ PATENTED

- Mooring hook that allows to hold and release a buoy when you are distant, avoiding the fixing of any support on the boat hook.
- It's very simple to use, you just only have to keep the boat hook with one hand and pull the rope with the other one in order to open the gate of the connector.
- Made with stainless steel AISI 316, it guarantees heavy load up to 24 kN.
- Patent n° 9410992.

- Gancio d'attacco che permette di effettuare a distanza l'aggancio e lo sgancio di una boa, senza dover fissare nessun supporto al mezzo marinaio.
- Basta semplicemente tenere con una mano il mezzo marinaio e con l'altra mano trazione la cima per permettere l'apertura della leva.
- Realizzato in acciaio inox AISI 316, garantisce carichi elevati (24 kN).
- Sistema brevettato: brevetto n° 9410992.



#	Size	Material	Standards	Color	g	Load Kg	A mm	B mm	C mm	D mm	E mm	F mm
650201000KK	-	stainless steel	-	■	550	2400	200	129	22.5	-	56	13



SWIVEL ANCHOR CONNECTOR

- Swivel anchor connector made of high quality stainless steel AISI 316.
- Anchor slides perfectly through the ferrule without any problems or damage to the sheaving. Anchor straightens up automatically and is correctly positioned on board.
- It has a hold on the seabed without the chain twisting.
- The bigger version # 644.16 is designed for anchors up to 150 kg.

- Giunto girevole per ancora realizzato in acciaio inox AISI 316 di altissima qualità.
- Scorrimento perfetto dell'ancora nel puntale senza intoppi o danni alle pulegge. Raddrizzamento automatico e corretto posizionamento dell'ancora a bordo.
- Tenuta dell'ancora sul fondo senza torsioni sulla catena.
- Disponibile in quattro misure per catene da 6 a 20 mm.
- La speciale versione 644.16 è in grado di sostenere ancora fino a 150 kg.

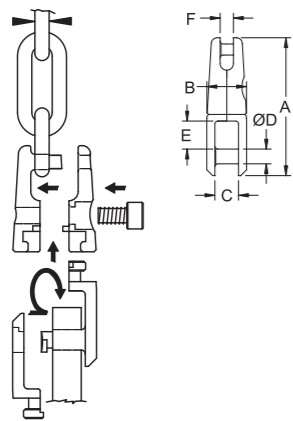
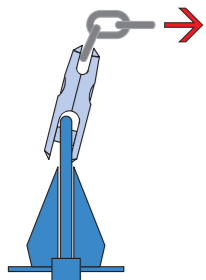


Watch the video
Guarda il video

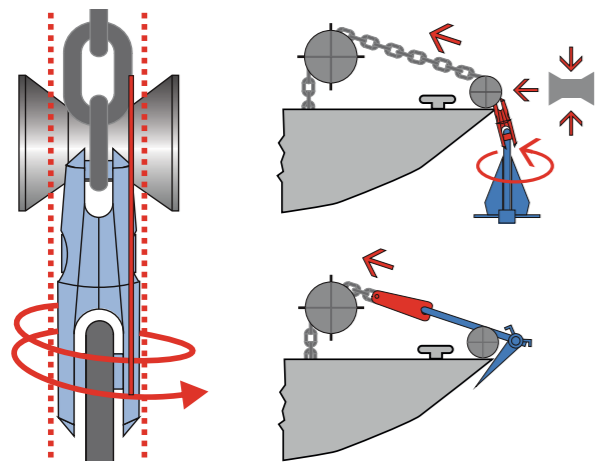


Up to 3/4" chains (20 mm).
Up to 150 kg anchors.
Fino a catene da 20 mm.
Fino ad ancore 150 kg.

BREAKING LOAD
644.08 850 Kgf
644.10 2000 Kgf
644.12 3000 Kgf
644.16 5000 Kgf



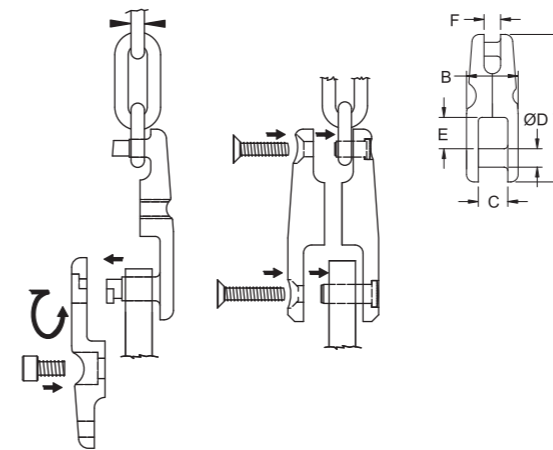
#	Size	Material	mm	Color	g	Load Kgf	A mm	B mm	C mm	D mm	E mm	F mm
644080000KK	08	stainless steel	6÷8	■	240	850	93	28	16	10	19	9
644100000KK	10	stainless steel	8÷12	■	550	2000	117	37	22	13	23	13
644120000KK	12	stainless steel	12÷14	■	2350	3000	155	66	35	18	30	17
644160000KK	16	stainless steel	16÷20	■	5700	5000	190	86	43	22	42	20



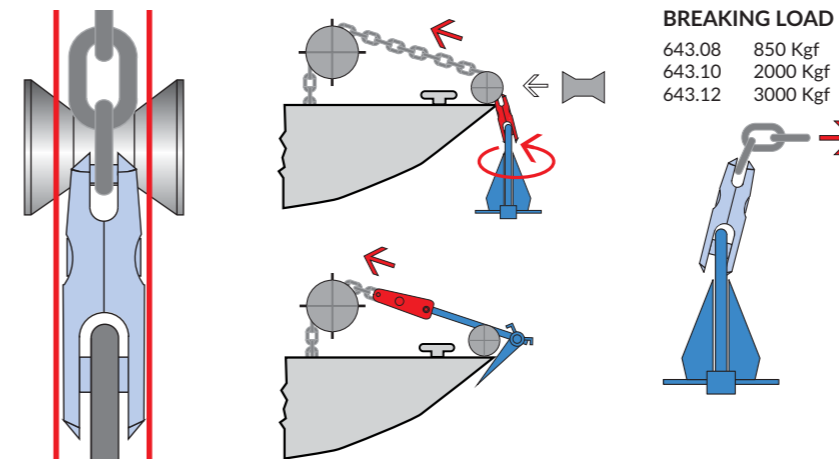
FIXED ANCHOR CONNECTOR

- Fixed anchor connector made of high quality stainless steel AISI 316.
- Anchor slides perfectly through the ferrule without any problems or damage to the sheaving.
- Anchor straightens up automatically and is correctly positioned on board.
- Available in 3 sizes.

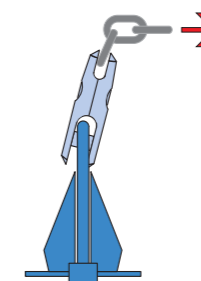
- Giunto per ancora realizzato in acciaio inox AISI 316 di altissima qualità.
- Scorrimento perfetto dell'ancora nel puntale senza intoppi o danni alle pulegge.
- Raddrizzamento automatico e corretto posizionamento dell'ancora a bordo.
- Disponibile in 3 misure.



#	mm	Material	USE Kgf*	Color	g	A mm	B mm	C mm	D mm	E mm	F mm
643080000KK	6-7-8	stainless steel	2500	■	180	80	28	16	10	19	9
643100000KK	8-10-12	stainless steel	5000	■	410	100	37	22	13	23.5	13
643120000KK	12-13-14	stainless steel	9500	■	1000	125	55	33	18	28	17



BREAKING LOAD
643.08 850 Kgf
643.10 2000 Kgf
643.12 3000 Kgf



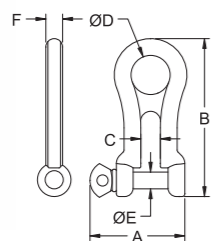
CHAIN GRIPPER ■ PATENTED

- Innovative multipurpose connector for rapid attachment to any chain parts from 5 to 12 mm.
- Made of AISI 316 stainless steel, high quality.
- Patented.

- Innovativo connettore multiuso per attaccarsi rapidamente ad ogni punto di qualsiasi catena da mm. 5 a mm. 12.
- Realizzato in acciaio INOX AISI 316 di altissima qualità.
- Prodotto brevettato.

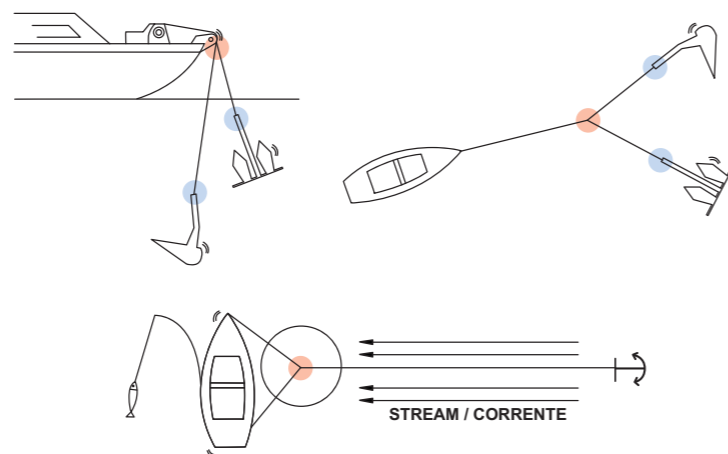



Watch the video
Guarda il video

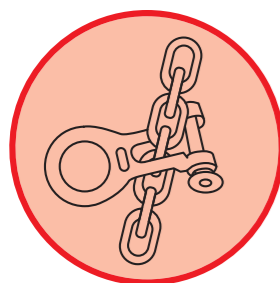


PATENT A001793


CAPTIVE PIN



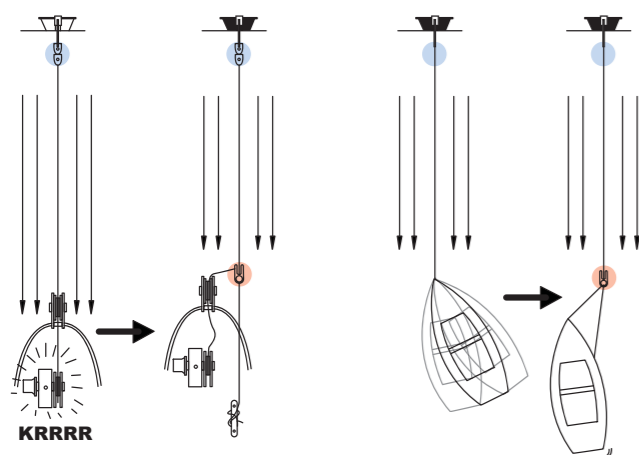
STREAM / CORRENTE



#614.08
#614.12
CHAIN GRIPPER



#644
ANCHOR CONNECTOR



KRRRR

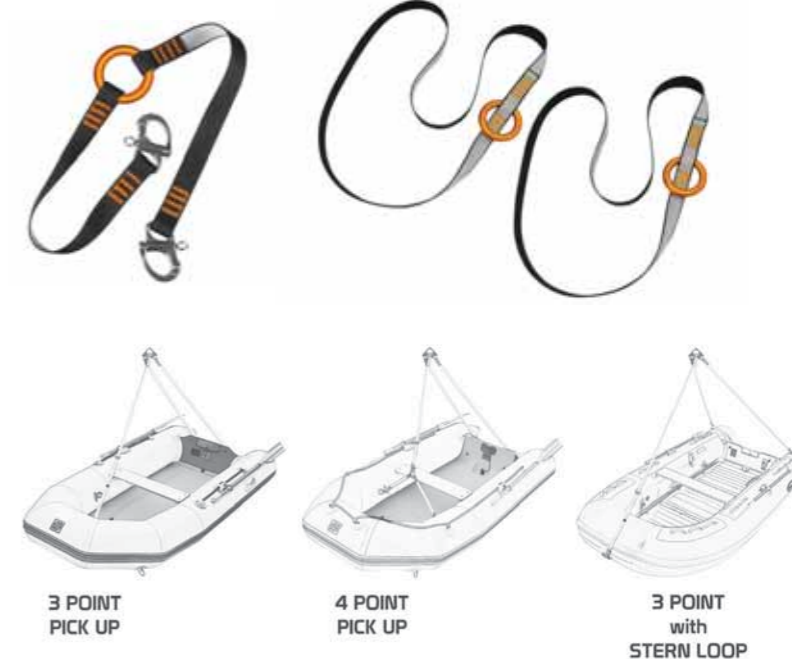
OCTOPUS ■ NEW

- Lifting system for inflatable boats (RIB) made of a three-point lifting sling with rigging plate, additional bridle for fourth attachment point, and two 18" diameter loop straps.
- Aluminum rigging plate spreads the load evenly and creates one attachment point for quick connecting.
- Adjustable up to 11'-6" (inside leg) and 8'-6" (outside legs).
- Additional bridle with 27" legs, 1-3/4" ring, and stainless quick release snap shackles for creating the fourth attachment point.
- 18" diameter straps used to connect to objects without attachment points.
- Safe working load for system is 500 pounds (227 Kg).

- Sistema per il sollevamento di gommoni (RIB) composto da una piastra di ancoraggio alla quale sono collegate tre fettucce regolabili, una fettuccia aggiuntiva per il quarto punto di attacco e due fettucce ad anello da 46cm (18") di diametro.
- La piastra in alluminio distribuisce uniformemente il carico e crea un punto di ancoraggio per un rapido collegamento.
- La fettuccia centrale è regolabile fino a 351cm (11'-6") mentre quelle laterali fino a 260 cm (8'-6").
- Fettuccia aggiuntiva da 68,5 cm (27") con anello in alluminio e connettori a sgancio rapido in acciaio inossidabile per la creazione di un quarto punto di ancoraggio.
- Fettucce da 46 cm (18") di diametro utilizzate per connettersi a oggetti senza punti di attacco.
- Il sistema supporta un carico di massimo 227 Kg (500 lb).



#	Size	Material	Color	g	Load Kg
220SET001KK	UNI	nylon - alu alloy stainless steel	■	1280	227



3 POINT
PICK UP

4 POINT
PICK UP

3 POINT
with
STERN LOOP

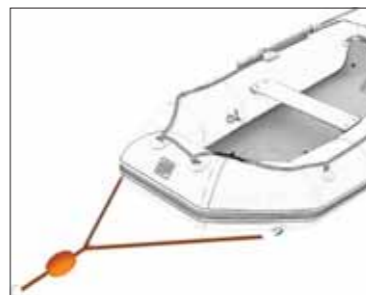


TORA NEW

- Towing bridle for inflatable boats (RIB).
- Consists of two 91" nylon webbing legs, 2-1/2" diameter stainless steel towing ring, and two stainless steel carabiners.
- Bridle also includes float for marine applications.
- Not safe for lifting.

- Cinghia di traino per gommoni (RIB).
- È composto da due fettucce in nylon da 232cm (91") di lunghezza, un anello di traino in acciaio inossidabile di diametro 6,35 cm (2-1/2") e due moschettoni in acciaio inossidabile.
- Incluso nel sistema anche un galleggiante.
- Non adatto per il sollevamento.

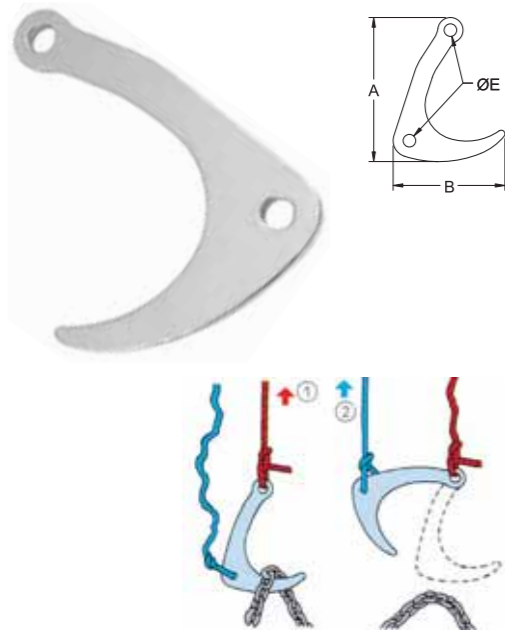
#	Size	Material	Color	g	Load Kgf
221000000KK	-	nylon stainless steel		535	-



ANCHOR SAVER

- Carbon steel hook that allow to liberate the anchor entangled in the chains of others, in the catenary of buoys, moorings, etc ..., without diving into the water, without effort, without dirtying and especially without risks.
- Made of carbon steel, the Kong Anchor Saver is an accessory that can not miss in any boat.

- Gancio che permette di liberare l'ancora rimasta impigliata nelle catene altrui, nella catenaria di boe, ormeggi, ecc..., senza tuffarsi in acqua, senza fatica, senza sporcare e soprattutto senza rischi.
- Realizzato in acciaio al carbonio, il Salva Ancora Kong è un accessorio che non può assolutamente mancare in qualunque imbarcazione.



#	Size	Material	Standards	Color	g	Load Kgf	A mm	B mm	C mm	D mm	E mm	F mm
422000Z00KK	-	carbon steel	-		685	300	195	150	-	-	15	-



ELASTIC TETHER EVO

- Elastic safety tether for improving the safety during sailboat racing.
- Aluminum double-action safety hook, built-in stress indicator and stainless steel connectors with express sleeve for improved security offshore, whether racing or cruising.
- The boat-end aluminum safety hook has an easy-to-use double-action gate that automatically locks closed, so it won't accidentally release from attachment points.
- Certified for only one user.

- Longe elastica per migliorare la sicurezza durante gli spostamenti a bordo delle imbarcazioni, in particolare durante le regate.
- Dotato di connettori in lega d'alluminio a doppia azione, fettuccia elastica con indicatore di stress e connettore in acciaio inox.
- I connettori in alluminio hanno una leva a doppia azione semplice da usare, che si blocca automaticamente in chiusura, in modo da non fuoriuscire accidentalmente dai punti di attacco.
- Certificato per un solo utilizzatore.

With overload indicator
 Con indicatore di sovraccarico

ELASTIC TETHER EVO SINGLE



#	Material	Standards	Color	g
234SETE01KK	polyamide	EN ISO 12401:2009		450

Minimum length: 100 cm (excluding connector)
 Maximum length: 175 cm (excluding connector)

Lunghezza minima: 100 cm (escluso connettore)
 Lunghezza massima: 175 cm (escluso connettore)

ELASTIC TETHER EVO DOUBLE



#	Material	Standards	Color	g
233SETE01KK	polyamide	EN ISO 12401:2009		650

The shortest arm:
 - Minimum length: 50 cm (excluding connectors)
 - Maximum length: 75 cm (excluding connectors)
 The longest arm:
 - Minimum length: 100 cm (excluding connectors)
 - Maximum length: 175 cm (excluding connectors)

Braccio più corto:
 - Lunghezza minima: 50 cm (escluso connettori)
 - Lunghezza massima: 75 cm (escluso connettori)
 Braccio più lungo:
 - Lunghezza minima: 100 cm (escluso connettori)
 - Lunghezza massima: 175 cm (escluso connettori)

ELASTIC TETHER

- Elastic safety tether for improving the safety during sailboat racing.
- Aluminum double-action safety hook, built-in stress indicator and stainless steel connectors with express sleeve for improved security offshore, whether racing or cruising.
- The boat-end aluminum safety hook has an easy-to-use double-action gate that automatically locks closed, so it won't accidentally release from attachment points.
- Certified for only one user.

- Longe elastica per migliorare la sicurezza durante durante gli spostamenti a bordo delle imbarcazioni, in particolare durante le regate.
- Dotato di connettore in lega d'alluminio a doppia azione, fettuccia elastica con indicatore di stress e sgancio rapido in acciaio inox.
- Il connettore in alluminio ha una leva a doppia azione semplice da usare, che si blocca automaticamente in chiusura, in modo da non fuoriuscire accidentalmente dai punti di attacco.
- Certificato per un solo utilizzatore.

With overload indicator
Con indicatore di sovraccarico

ELASTIC TETHER SINGLE



#	Material	Standards	Color	g
284SETE01KK	polyamide	EN 1095		-

Minimum length: 100 cm (excluding connector)
Maximum length: 175 cm (excluding connector)

Lunghezza minima: 100 cm (escluso connettore)
Lunghezza massima: 175 cm (escluso connettore)

ELASTIC TETHER DOUBLE



#	Material	Standards	Color	g
283SETE01KK	polyamide	EN 1095		-

The shortest arm:

- Minimum length: 50 cm (excluding connectors)
- Maximum length: 75 cm (excluding connectors)

The longest arm:

- Minimum length: 100 cm (excluding connectors)
- Maximum length: 175 cm (excluding connectors)

Braccio più corto:

- Lunghezza minima: 50 cm (escluso connettori)
- Lunghezza massima: 75 cm (escluso connettori)

Braccio più lungo:

- Lunghezza minima: 100 cm (escluso connettori)
- Lunghezza massima: 175 cm (escluso connettori)



#	Description	Ean Code	Page
#0			
01740000ZK	FITTINGS FOR STRAPS 017	/	84
017400N00XK	FITTINGS FOR STRAPS 017	8023577035765	84
018400000XK	FITTINGS FOR STRAPS 018	8023577035772	84
018400N00XK	FITTINGS FOR STRAPS 018	8023577035789	84
019500000XK	FITTINGS FOR STRAPS 019	8023577031910	84
019500N00XK	FITTINGS FOR STRAPS 019	8023577035796	84
01950XC00XK	FITTINGS FOR STRAPS 019	8023577035802	84
#1			
101270N00YK	ROUND RING 101	8023577013183	74
101270Y00YK	ROUND RING 101	8023577012513	74
10127YN00YK	ROUND RING 101	8023577035888	74
101290N00YK	ROUND RING 101	8023577013190	74
101290Y00YK	ROUND RING 101	8023577013206	74
101320N00YK	ROUND RING 101	8023577013213	74
101320Y00YK	ROUND RING 101	8023577012414	74
101350N00YK	ROUND RING 101	8023577013220	74
101350Y00YK	ROUND RING 101	8023577033853	74
101380000YK	ROUND RING 101	8023577035895	74
101380N00YK	ROUND RING 101	8023577013244	74
101380Y00YK	ROUND RING 101	8023577013237	74
101450000YK	ROUND RING 101	/	74
101450N00YK	ROUND RING 101	8023577013251	74
101450Y00YK	ROUND RING 101	8023577013268	74
101500N00YK	ROUND RING 101	8023577013275	74
101500Y00YK	ROUND RING 101	8023577013282	74
101650N00YK	ROUND RING 101	8023577013299	74
101650Y00YK	ROUND RING 101	8023577013305	74
101750N00YK	ROUND RING 101	8023577013329	74
102160Y00YK	2 LIGHTS RING 102	8023577035918	74
102190N00YK	2 LIGHTS RING 102	8023577035925	74
102190Y00YK	2 LIGHTS RING 102	8023577035932	74
102200N00YK	2 LIGHTS RING 102	8023577035949	74
102200Y00YK	2 LIGHTS RING 102	8023577035956	74
102270000YK	2 LIGHTS RING 102	8023577012520	74
102270N00YK	2 LIGHTS RING 102	8023577013336	74
102270Y00YK	2 LIGHTS RING 102	8023577029849	74
103200N00YK	3 LIGHTS RING 103	8023577035963	74
103200Y00YK	3 LIGHTS RING 103	8023577035970	74
103270000YK	3 LIGHTS RING 103	/	74
103270N00YK	3 LIGHTS RING 103	8023577013343	74
103270Y00YK	3 LIGHTS RING 103	8023577012537	74
103290N00YK	3 LIGHTS RING 103	8023577035994	74
103290Y00YK	3 LIGHTS RING 103	8023577036007	74
104260Y00XK	RECTANGULAR RING 104	8023577035758	75
104310Y00XK	RECTANGULAR RING 104	8023577036021	75
105200Y00XK	SQUARE RING 105	8023577036045	75
107200N00XK	OVAL RING 107	/	75
107200Y00XK	OVAL RING 107	/	75
107270N00XK	OVAL RING 107	8023577036069	75
107270Y00XK	OVAL RING 107	8023577036076	75
108220Y00XK	RECTANGULAR RING 108	8023577036083	75
108270Y00XK	RECTANGULAR RING 108	8023577036090	75
123140N00XK	D RING LIGHT 123	8023577027012	75
123140Y00XK	D RING LIGHT 123	8023577027029	75
123170N00XK	D RING LIGHT 123	8023577027036	75
123170Y00XK	D RING LIGHT 123	8023577027043	75
12317YN00XK	D RING LIGHT 123	8023577027050	75
123210000XK	D RING LIGHT 123	8023577027067	75

#	Description	Ean Code	Page
123210N00XK	D RING LIGHT 123	8023577027074	75
123210Y00XK	D RING LIGHT 123	8023577027081	75
123270000XK	D RING LIGHT 123	/	75
123270N00XK	D RING LIGHT 123	8023577014050	75
123270Y00XK	D RING LIGHT 123	8023577021850	75
12327YN00XK	D RING LIGHT 123	8023577036113	75
123290000XK	D RING LIGHT 123	8023577012544	75
123290N00XK	D RING LIGHT 123	8023577036120	75
123290Y00XK	D RING LIGHT 123	8023577036137	75
123360Y00XK	D RING LIGHT 123	8023577036144	75
125250N00XK	BUCKLE 125	8023577031378	77
125250Y00XK	BUCKLE 125	8023577036151	77
129200Y00XK	BUCKLE 129	8023577021867	77
129250N00XK	BUCKLE 129	8023577030081	77
129250Y00XK	BUCKLE 129	8023577036168	77
129280N00XK	BUCKLE 129	8023577032887	77
129280Y00XK	BUCKLE 129	8023577026961	77
132160N00XK	SIMPLE BUCKLE ROLLER 132	8023577036175	78
132160Y00YK	SIMPLE BUCKLE ROLLER 132	8023577030791	78
132200N00XK	SIMPLE BUCKLE ROLLER 132	8023577036182	78
132200Y00YK	SIMPLE BUCKLE ROLLER 132	8023577036199	78
140180N00XK	D RING HEAVY 140	8023577036212	76
140180Y00YK	D RING HEAVY 140	8023577012551	76
140250000YK	D RING HEAVY 140	/	76
140250N00XK	D RING HEAVY 140	8023577013473	76
140250Y00YK	D RING HEAVY 140	8023577013466	76
140400N00XK	D RING HEAVY 140	8023577013480	76
140400Y00YK	D RING HEAVY 140	8023577013497	76
140530N00XK	D RING HEAVY 140	8023577036236	76
140530Y00YK	D RING HEAVY 140	8023577013503	76
149160N00YK	CENTER BAR BUCKLE 149	8023577025520	80
149160Y00YK	CENTER BAR BUCKLE 149	8023577013039	80
149190000XK	CENTER BAR BUCKLE 149	8023577027005	80
149190N00YK	CENTER BAR BUCKLE 149	8023577013053	80
149190Y00YK	CENTER BAR BUCKLE 149	8023577013046	80
149260N00YK	CENTER BAR BUCKLE 149	8023577013084	80
149260Y00YK	CENTER BAR BUCKLE 149	8023577013077	80
154120N00YK	CENTER BAR BUCKLE 154	8023577036281	79
154120Y00YK	CENTER BAR BUCKLE 154	8023577036298	79
154130N00YK	CENTER BAR BUCKLE 154	8023577036304	79
154130Y00YK	CENTER BAR BUCKLE 154	8023577036311	79
154170N00YK	CENTER BAR BUCKLE 154	8023577036328	79
154170Y00YK	CENTER BAR BUCKLE 154	8023577036335	79
154270N00YK	CENTER BAR BUCKLE 154	8023577036342	79
154270Y00YK	CENTER BAR BUCKLE 154	8023577036359	79
157220000YK	CENTER BAR BUCKLE 157	/	79
157220N00YK	CENTER BAR BUCKLE 157	8023577013121	79
157220Y00YK	CENTER BAR BUCKLE 157	8023577013114	79
157260N00YK	CENTER BAR BUCKLE 157	8023577013145	79
157260Y00YK	CENTER BAR BUCKLE 157	8023577013138	79
161130N00YK	SIMPLE BUCKLE 161 SIZE 13	8023577036373	78
161130Y00YK	SIMPLE BUCKLE 161 SIZE 13	8023577036380	78
161160N00YK	SIMPLE BUCKLE 161 SIZE 16	8023577036397	78
161160Y00YK	SIMPLE BUCKLE 161 SIZE 16	8023577036403	78
161210000YK	SIMPLE BUCKLE 161 SIZE 21	8023577036410	78
161210N00YK	SIMPLE BUCKLE 161 SIZE 21	8023577036427	78
161210Y00YK	SIMPLE BUCKLE 161 SIZE 21	8023577036434	78
163140N00XK	CENTER BAR BUCKLE ROLLER 163	8023577013169	80
163140Y00XK	CENTER BAR BUCKLE ROLLER 163	8023577013176	80

#	Description	Ean Code	Page
172120N00XK	SIMPLE BUCKLE 172	8023577036496	78
172120Y00YK	SIMPLE BUCKLE 172	8023577036502	78
172150N00XK	SIMPLE BUCKLE 172	8023577036519	78
172150Y00YK	SIMPLE BUCKLE 172	8023577036526	78
175160000YK	CENTER BAR BUCKLE ROLLER 175	/	80
175160N00YK	CENTER BAR BUCKLE ROLLER 175	8023577013411	80
175160Y00YK	CENTER BAR BUCKLE ROLLER 175	8023577013404	80
17516YN00YK	CENTER BAR BUCKLE ROLLER 175	8023577036557	80
175180N00XK	CENTER BAR BUCKLE ROLLER 175	8023577036564	80
175180Y00YK	CENTER BAR BUCKLE ROLLER 175	8023577013428	80
175200N00YK	CENTER BAR BUCKLE ROLLER 175	8023577013800	80
175200Y00YK	CENTER BAR BUCKLE ROLLER 175	8023577013435	80
175270N00YK	CENTER BAR BUCKLE ROLLER 175	8023577026886	80
175270Y00YK	CENTER BAR BUCKLE ROLLER 175	8023577013459	80
177200000XK	RECTANGULAR RING 177	8023577036601	76
177200N00XK	RECTANGULAR RING 177	8023577036618	76
178140000XK	SIMPLE BUCKLE ROLLER 178	8023577036625	79
178140N00XK	SIMPLE BUCKLE ROLLER 178	8023577036632	79
178140Y00YK	SIMPLE BUCKLE ROLLER 178	8023577036649	79
179350N00YK	SIMPLE BUCKLE ROLLER 179	8023577036670	79
179350Y00YK	SIMPLE BUCKLE ROLLER 179	8023577036687	79
180260N00YK	HEAVY DUTY BUCKLE 180	8023577036694	79
181220N00YK	CENTER BAR BUCKLE 181	8023577036700	80
181220Y00YK	CENTER BAR BUCKLE 181	8023577036717	80
18214X000XK	CENTER BAR BUCKLE 182	8023577036724	80
182210000XK	CENTER BAR BUCKLE 182	8023577036731	80
183280N00XK	CENTER BAR BUCKLE 183	8023577036755	81
183280Y00XK	CENTER BAR BUCKLE 183	8023577013725	81
185220N00XK	SIMPLE BUCKLE 185 SIZE 22	8023577021539	78
185220Y00YK	SIMPLE BUCKLE 185 SIZE 22	8023577036779	78
186180N00XK	SIMPLE BUCKLE ROLLER 186	8023577036786	78
186210N00YK	SIMPLE BUCKLE ROLLER 186	8023577032375	78
186210Y00YK	SIMPLE BUCKLE ROLLER 186	8023577028637	78
191500N00XK	BUCKLE 191	8023577036823	77
191500Y00YK	BUCKLE 191	8023577013718	77
192500000YK	BUCKLE 192	8023577036847	77
192500N00XK	BUCKLE 192	8023577033754	77
192500Y00YK	BUCKLE 192	8023577036854	77
#2			
220SET001KK	OCTOPUS	8023577068305	93
221000000KK	TORA	8023577068299	94
2335ETE01KK	ELASTIC TETHER EVO DOUBLE	8023577055954	95
2345ETE01KK	ELASTIC TETHER EVO SINGLE	8023577055961	95
24016NOO0KK	FROG	8023577068121	34
24218NNO0KK	FROG ANSI	8023577075105	34
2835ETE01KK	ELASTIC TETHER DOUBLE	8023577012674	96
2845ETE01KK	ELASTIC TETHER SINGLE	8023577012681	96
#3			
301070N00YK	SWIVEL 301	8023577034829	72
301070Y00YK	SWIVEL 301	8023577011110	72
301070Z00YK	SWIVEL 301	8023577038650	72
301090N00YK	SWIVEL 301	8023577038667	72
301090Y00YK	SWIVEL 301	8023577034836	72
301090Z00YK	SWIVEL 301	8023577038674	72
303100000XK	SWIVEL 303	8023577034843	73
303100N00XK	SWIVEL 303	8023577038681	73
303120000XK	SWIVEL 303	8023577038698	73
303120N00XK	SWIVEL 303	8023577038704	73
303130000XK	SWIVEL 303	8023577038711	73

#	Description	Ean Code	Page
303140000XK	SWIVEL 303	8023577038728	73
303140N00XK	SWIVEL 303	8023577038735	73
303150000XK	SWIVEL 303	8023577038742	73
303150N00XK	SWIVEL 303	8023577038759	73
308160000XK	SWIVEL 308	8023577028866	72
309160000XK	SWIVEL 309	8023577018133	72
309160N00XK	SWIVEL 309	8023577038827	72

#	Description	Ean Code	Page
360250N00YK	SNAP 360	8023577023564	66
360250Y00YK	SNAP 360	8023577034928	66
360280000YK	SNAP 360	8023577013602	66
360280N00YK	SNAP 360	8023577034935	66
360320000YK	SNAP 360	8023577013619	66
360320N00YK	SNAP 360	8023577021577	66
361200000YK	SNAP 361	8023577039022	66
361200N00XK	SNAP 361	8023577039039	66
362180000YK	SNAP 362	8023577012599	66
362180N00YK	SNAP 362	8023577034942	66
363000000YK	SNAP 363	8023577018546	67
363000N00YK	SNAP 363	8023577022895	67
363010000YK	SNAP 363	8023577027128	67
363010N00YK	SNAP 363	8023577027135	67
363010Y00YK	SNAP 363	8023577027142	67
363020000YK	SNAP 363	8023577026831	67
363020N00YK	SNAP 363	8023577026848	67
363030000YK	SNAP 363	8023577034188	67
363030N00YK	SNAP 363	8023577034959	67
367100000YK	SNAP 367	8023577034201	68
367100N00YK	SNAP 367	8023577029764	68
367120000YK	SNAP 367	8023577013626	68
367120N00YK	SNAP 367	8023577034966	68
368120000YK	SNAP 368	8023577013350	68
368120N00YK	SNAP 368	8023577034973	68
369130000YK	SNAP 369	8023577013527	67
369130N00YK	SNAP 369	8023577013534	67
369130Y00YK	SNAP 369	8023577021584	67
369200000YK	SNAP 369	8023577011158	67
369200N00YK	SNAP 369	8023577013558	67
369270000YK	SNAP 369	8023577011165	67
369270N00YK	SNAP 369	8023577013541	67
369270Y00YK	SNAP 369	8023577058863	67
370200000YK	SNAP FOR LEASHES 370	8023577013510	70
370260000YK	SNAP FOR LEASHES 370	8023577034980	70
371220000YK	SNAP FOR LEASHES 371	8023577039183	70
372200000YK	SNAP FOR LEASHES 372	8023577034997	70
372260000YK	SNAP FOR LEASHES 372	8023577039190	70
373220000YK	SNAP FOR LEASHES 373	8023577035000	70
382020000YK	SNAP 382.02	8023577039213	69
382020N00YK	SNAP 382.02	8023577039220	69
382A10000YK	SNAP 382.A1	8023577039237	69
383020000YK	SNAP 383.02	8023577039244	69
383020N00YK	SNAP 383.02	8023577039251	69
383030000YK	SNAP 383.03	8023577039268	69
383030N00YK	SNAP 383.03	8023577039275	69
387230000YK	SNAP 387	8023577013381	68
387230N00YK	SNAP 387	8023577013374	68
387280000YK	SNAP 387	8023577013398	68
387280N00YK	SNAP 387	8023577010786	68
388220000YK	SNAP 388	8023577013152	68
388220N00YK	SNAP 388	8023577010779	68
388220Y00YK	SNAP 388	8023577035017	68
#4			
400AB0101XK	QUICK LINK OVAL STAINLESS STEEL	8023577013633	60
400BB0101XK	QUICK LINK OVAL STAINLESS STEEL	8023577013640	60
400CB0101XK	QUICK LINK OVAL STAINLESS STEEL	8023577014005	60
400EB0101XK	QUICK LINK OVAL STAINLESS STEEL	8023577013657	60
400IB0101XK	QUICK LINK OVAL STAINLESS STEEL	8023577013664	60

#	Description	Ean Code	Page
400MB0101XK	QUICK LINK OVAL STAINLESS STEEL	8023577035024	60
403DB0101KK	QUICK LINK ASYMMETRIC STAINLESS STEEL	8023577021812	60
409IB0101KK	QUICK LINK D STAINLESS STEEL	8023577008738	60
411M00990KK	X-LARGE CARBON STEEL STRAIGHT GATE	8023577071695	44
411MD022KK	X-LARGE CARBON STEEL SCREW SLEEVE	8023577024516	44
411MD099PKK	X-LARGE CARBON STEEL SCREW SLEEVE	8023577071657	44
411ME099KK	X-LARGE CARBON RISE LOCK™	8023577075303	45
411MH099KK	X-LARGE CARBON STEEL TWIST LOCK	8023577071664	44
411MH199KK	I-X-LARGE CARBON TWIST LOCK	8023577072418	45
411MI099KK	X-LARGE ANSI CARBON STEEL TWIST LOCK	8023577071671	45
411MN099KK	X-LARGE CARBON STEEL AUTO BLOCK	8023577070513	44
411MN199KK	I-X-LARGE CARBON AUTO BLOCK	8023577072425	45
411MNK999KK	X-LARGE CARBON STEEL AUTO BLOCK	8023577072562	44
411MP099KK	X-LARGE ANSI CARBON STEEL AUTO BLOCK	8023577071688	45
411MPK999KK	X-LARGE ANSI CARBON STEEL AUTO BLOCK	8023577072579	45
412LD099PKK	OVALONE CARBON STEEL SCREW SLEEVE	8023577071244	38
412LE099KK	OVALONE CARBON RISE LOCK™	8023577075242	38
412LH099KK	OVALONE CARBON STEEL TWIST LOCK	8023577070988	38
412LH199KK	I-OVALONE CARBON STEEL TWIST LOCK	8023577069104	39
412LI099KK	OVALONE ANSI CARBON STEEL TWIST LOCK	8023577070995	39
412LN099KK	OVALONE CARBON STEEL AUTO BLOCK	8023577070506	38
412LN199KK	I-OVALONE CARBON STEEL AUTO BLOCK	8023577069074	39
412LP099KK	OVALONE ANSI CARBON STEEL AUTO BLOCK	8023577071008	39
414LH099KK	OVALONE DNA TWIST LOCK	8023577070650	40
414LH199KK	I-OVALONE DNA TWIST LOCK	8023577069128	41
414LI099KK	OVALONE DNA ANSI TWIST LOCK	8023577070698	40
414LN099KK	OVALONE DNA AUTO BLOCK	8023577070537	40
414LN199KK	I-OVALONE DNA AUTO BLOCK	8023577069111	41
414LP099KK	OVALONE DNA ANSI AUTO BLOCK	8023577070667	40
422000Z00KK	ANCHOR SAVER	8023577039664	94
430L00110KK	OVAL CLASSIC STRAIGHT GATE	/	41
430LD011PKK	OVAL CLASSIC SCREW SLEEVE	/	41
435B00110KK	HARNESS CARBON STEEL STRAIGHT GATE	8023577030036	42
435B0G110KK	HARNESS EYE CARBON STEEL STRAIGHT GATE	8023577039961	43
435C00110KK	HARNESS CARBON STEEL STRAIGHT GATE	8023577024530	42
435COG110KK	HARNESS EYE CARBON STEEL STRAIGHT GATE	8023577035048	43
435E00110KK	HARNESS CARBON STEEL STRAIGHT GATE	8023577010809	42
435EOG110KK	HARNESS EYE CARBON STEEL STRAIGHT GATE	8023577039978	43
435ED011PKK	HARNESS CARBON STEEL SCREW SLEEVE	8023577024547	42
435EDG11PKK	HARNESS EYE CARBON STEEL SCREW SLEEVE	8023577035055	43
435I00110KK	HARNESS CARBON STEEL STRAIGHT GATE	8023577010816	42
435IOG110KK	HARNESS EYE CARBON STEEL STRAIGHT GATE	8023577039985	43
435ID011PKK	HARNESS CARBON STEEL SCREW SLEEVE	8023577024554	42
435IDG11PKK	HARNESS EYE CARBON STEEL SCREW SLEEVE	8023577035062	43
435L00110KK	HARNESS CARBON STEEL STRAIGHT GATE	8023577010823	42
435LOG110KK	HARNESS EYE CARBON STEEL STRAIGHT GATE	8023577010830	43
435LD011PKK	HARNESS CARBON STEEL SCREW SLEEVE	8023577023526	42
435LR011PKK	HARNESS CARBON STEEL AUTO BLOCK	8023577013817	42
435LRG11PKK	HARNESS EYE CARBON STEEL AUTO BLOCK	8023577024219	43
472MD011PKK	HEAVY DUTY SCREW SLEVE	8023577008745	46
#5			
5009COP0PKK	QUICK LINK OVAL STAINLESS STEEL	8023577008752	60
500ACOP0PKK	QUICK LINK OVAL STAINLESS STEEL	8023577008769	60
500BCOP0PKK	QUICK LINK OVAL STAINLESS STEEL	8023577008776	60
500CCOP0PKK	QUICK LINK OVAL STAINLESS STEEL	8023577008783	60
500ECOP0PKK	QUICK LINK OVAL STAINLESS STEEL	8023577008790	60
500ICOP0PKK	QUICK LINK OVAL STAINLESS STEEL	8023577008806	60
500MCOPOPKK	QUICK LINK OVAL STAINLESS STEEL	8023577008813	60
502ECOP0PKK	QUICK LINK TRIANGLE STAINLESS STEEL	8023577008820	60

#	Description	Ean Code	Page
502ICOP0PKK	QUICK LINK TRIANGLE STAINLESS STEEL	8023577008837	60
502OCOP0PKK	QUICK LINK TRIANGLE STAINLESS STEEL	8023577061979	60
511MDOPP5KK	X-LARGE STAINLESS STEEL SCREW SLEEVE	8023577011912	53
511MKOPP5KK	X-LARGE STAINLESS STEEL TWIST LOCK	8023577029191	53
511MROPP5KK	X-LARGE STAINLESS STEEL AUTO BLOCK	8023577013015	53
512LDOPP5KK	OVALONE STAINLESS STEEL SCREW SLEEVE	8023577052861	48
512LJOPP5KK	OVALONE ANSI STAINLESS STEEL TWIST LOCK	8023577052892	49
512LKOPP5KK	OVALONE STAINLESS STEEL TWIST LOCK	8023577052878	48
512LQOPP5KK	OVALONE ANSI STAINLESS STEEL AUTO BLOCK	8023577052908	49
512LROPP5KK	OVALONE STAINLESS STEEL AUTO BLOCK	8023577052885	48
520000000XK	QUICK RELEASE 520	8023577034218	88
520010000XK	QUICK RELEASE 520	8023577018317	88
520020000XK	QUICK RELEASE 520	8023577034225	88
520030000XK	QUICK RELEASE 520	8023577034232	88
521010000XK	QUICK RELEASE 521	8023577034249	88
521020000XK	QUICK RELEASE 521	8023577034256	88
521030000XK	QUICK RELEASE 521	8023577034263	88
524I0OPP0KK	INDOOR STRAIGHT GATE	8023577017914	54
524I0JPP0KK	INDOOR BAR STRAIGHT GATE	8023577017952	54
524I10PR0KK	INDOOR BENT GATE	8023577011530	54
524IDOPP5KK	INDOOR SCREW SLEEVE	8023577030234	55
525000000KK	QUICK RELEASE 525	8023577011134	88
527ECOP0PKK	QUICK LINK OVAL LONG STAINLESS STEEL	8023577062167	60
527FCOP0PKK	QUICK LINK OVAL LONG STAINLESS STEEL	8023577061986	60
527ICOP0PKK	QUICK LINK OVAL LONG STAINLESS STEEL	8023577061993	60
527MCOP0PKK	QUICK LINK OVAL LONG STAINLESS STEEL	8023577062006	60
535B00PP0KK	HARNESS STAINLESS STEEL STRAIGHT GATE	8023577028897	50
535B0GPP0KK	HARNESS EYE STAINLESS STEEL STRAIGHT GATE	8023577034317	51
535C00PP0KK	HARNESS STAINLESS STEEL STRAIGHT GATE	8023577024592	50
535COGPP0KK	HARNESS EYE STAINLESS STEEL STRAIGHT GATE	8023577024622	51
535E00PP0KK	HARNESS STAINLESS STEEL STRAIGHT GATE	8023577024608	50
535EOGPP0KK	HARNESS EYE STAINLESS STEEL STRAIGHT GATE	8023577013732	51
535EDOPP5KK	HARNESS STAINLESS STEEL SCREW SLEEVE	8023577024615	50
535EDGPP5KK	HARNESS EYE STAINLESS STEEL SCREW SLEEVE	8023577018164	51
535I00PP0KK	HARNESS STAINLESS STEEL STRAIGHT GATE	8023577034270	50
535I0GPP0KK	HARNESS EYE STAINLESS STEEL STRAIGHT GATE	8023577034089	51
535IDOPP5KK	HARNESS STAINLESS STEEL SCREW SLEEVE	8023577010847	50
535IDGPP5KK	HARNESS EYE STAINLESS STEEL SCREW SLEEVE	8023577013824	51
535I0JPP0KK	HARNESS EXPRESS BAR	8023577040776	52
535IXGPPPKK	HARNESS SAFETY GATE	8023577012469	52
535L00PP0KK	HARNESS STAINLESS STEEL STRAIGHT GATE	8023577034287	50
535LOGPP0KK	HARNESS EYE STAINLESS STEEL STRAIGHT GATE	8023577034324	51
535LDOPP5KK	HARNESS STAINLESS STEEL SCREW SLEEVE	8023577010854	50
535LDGPP5KK	HARNESS EYE STAINLESS STEEL SCREW SLEEVE	8023577033006	51
535LKOPP5KK	HARNESS STAINLESS STEEL TWIST LOCK	8023577033013	50
535LKGPP5KK	HARNESS EYE STAINLESS STEEL TWIST LOCK	8023577034348	51
535LROPP5KK	HARNESS STAINLESS STEEL AUTO BLOCK	8023577034300	50
535LRGPP5KK	HARNESS EYE STAINLESS STEEL AUTO BLOCK	8023577034355	51
535N00PP0KK	HARNESS STAINLESS STEEL STRAIGHT GATE	8023577034294	50
535N0JPP0KK	HARNESS EYE STAINLESS STEEL STRAIGHT GATE	8023577034331	51
538FC0N0NKK	QUICK LINK TRAPEZIUM STAINLESS STEEL	8023577012612	60
538FCOP0PKK	QUICK LINK TRAPEZIUM STAINLESS STEEL	8023577014340	60
551E0JPP0KK	INDOOR BAR STRAIGHT GATE	8023577041131	54
555B00PP0KK	CLASSIC STAINLESS STEEL STRAIGHT GATE	8023577015347	56
555B0GPP0KK	CLASSIC EYE STAINLESS STEEL STRAIGHT GATE	8023577015750	56
555C00PP0KK	CLASSIC STAINLESS STEEL STRAIGHT GATE	8023577014449	56
555COGPP0KK	CLASSIC EYE STAINLESS STEEL STRAIGHT GATE	8023577015101	56
555D00PP0KK	CLASSIC STAINLESS STEEL STRAIGHT GATE	8023577015385	56
555D0GPP0KK	CLASSIC EYE STAINLESS STEEL STRAIGHT GATE	8023577015071	56

#	Description	Ean Code	Page
555E00PP0KK	CLASSIC STAINLESS STEEL STRAIGHT GATE	8023577014531	56
555EOGPP0KK	CLASSIC EYE STAINLESS STEEL STRAIGHT GATE	8023577015774	56
555I00PP0KK	CLASSIC STAINLESS STEEL STRAIGHT GATE	8023577014302	56
555I0GPP0KK	CLASSIC EYE STAINLESS STEEL STRAIGHT GATE	8023577015361	56
555IDOPP5KK	CLASSIC STAINLESS STEEL SCREW SLEEVE	8023577010939	57
555IDGPP5KK	CLASSIC EYE STAINLESS STEEL SCREW SLEEVE	8023577026992	57
555L00PP0KK	CLASSIC STAINLESS STEEL STRAIGHT GATE	8023577015330	56
555L0GPP0KK	CLASSIC EYE STAINLESS STEEL STRAIGHT GATE	8023577010991	56
555LDOPP5KK	CLASSIC STAINLESS STEEL SCREW SLEEVE	8023577041001	57
555LDGPP5KK	CLASSIC EYE STAINLESS STEEL SCREW SLEEVE	8023577014111	57
555N00PP0KK	CLASSIC STAINLESS STEEL STRAIGHT GATE	8023577010922	56
555N0JPP0KK	CLASSIC EYE STAINLESS STEEL STRAIGHT GATE	8023577035086	56
560EVDPPPKK	CLASSIC EXTERNAL OPENING EXPRESS SLEEVE	8023577018454	58
560EVEPPPKK	CLASSIC EYE EXTERNAL OPENING EXPRESS SLEEVE	8023577041087	58
560IVDPPPKK	CLASSIC EXTERNAL OPENING EXPRESS SLEEVE	8023577018461	58
560IVEPPPKK	CLASSIC EYE EXTERNAL OPENING EXPRESS SLEEVE	8023577041094	58
551E00PP0KK	MINI D INOX STRAIGHT GATE	8023577013978	63
572M00PP0KK	HEAVY DUTY STRAIGHT GATE	8023577030227	55
572MDOPP5KK	HEAVY DUTY SCREW SLEEVE	8023577031941	55
590E0APP0KK	CLASSIC GENIUS STRAIGHT GATE	8023577014128	59
590E0BPP0KK	CLASSIC EYE GENIUS STRAIGHT GATE	8023577041209	59
590I0APP0KK	CLASSIC GENIUS STRAIGHT GATE	8023577011004	59
590I0BPP0KK	CLASSIC EYE GENIUS STRAIGHT GATE	8023577041216	59
590L0APP0KK	CLASSIC GENIUS STRAIGHT GATE	8023577011011	59
590L0BPP0KK	CLASSIC EYE GENIUS STRAIGHT GATE		

#	Description	Ean Code	Page
711MMORPPKK	X-LARGE ALU AUTO BLOCK	8023577026701	26
712LOOPP0KK	OVALONE ALU ALLOY STRAIGHT GATE	8023577008844	12
712LAONNNKK	OVALONE ALU ALLOY SCREW SLEEVE	8023577064512	12
712LAONONKK	OVALONE ALU ALLOY SCREW SLEEVE	8023577054575	12
712LAOPP0KK	OVALONE ALU ALLOY SCREW SLEEVE	8023577011783	12
712LAORNP0KK	OVALONE ALU ALLOY SCREW SLEEVE	8023577014036	12
712LEOGPGKK	OVALONE ALU RISE LOCK™	8023577076867	13
712LEONPNKK	OVALONE ALU RISE LOCK™	8023577076812	13
712LEOPOKK	OVALONE ALU RISE LOCK™	8023577076829	13
712LEORPPKK	OVALONE ALU RISE LOCK™	8023577076836	13
712LGONNNKK	OVALONE ALU ALLOY TWIST LOCK	8023577074535	12
712LGOPNKK	OVALONE ALU ALLOY TWIST LOCK	8023577054582	12
712LGOPPP0KK	OVALONE ALU ALLOY TWIST LOCK	8023577014968	12
712LGORPPKK	OVALONE ALU ALLOY TWIST LOCK	8023577028606	12
712LG1FFFKK	I-OVALONE ALU ALLOY TWIST LOCK	8023577069050	13
712LG1LLKK	I-OVALONE ALU ALLOY TWIST LOCK	8023577069067	13
712LG1NNKK	I-OVALONE ALU ALLOY TWIST LOCK	8023577069043	13
712LMONNNKK	OVALONE ALU ALLOY AUTO BLOCK	8023577029580	12
712LMOPNKK	OVALONE ALU ALLOY AUTO BLOCK	8023577054599	12
712LMOPP0KK	OVALONE ALU ALLOY AUTO BLOCK	8023577013947	12
712LMORPPKK	OVALONE ALU ALLOY AUTO BLOCK	8023577029573	12
712LM1FFFKK	I-OVALONE ALU ALLOY AUTO BLOCK	8023577069012	13
712LM1LLKK	I-OVALONE ALU ALLOY AUTO BLOCK	8023577069029	13
712LM1NNKK	I-OVALONE ALU ALLOY AUTO BLOCK	8023577069005	13
714LG0GGGKK	OVALONE DNA ALU TWIST LOCK	/	14
714LGONNNKK	OVALONE DNA ALU TWIST LOCK	/	14
714LGOO0KK	OVALONE DNA ALU TWIST LOCK	/	14
714LGORRRKK	OVALONE DNA ALU TWIST LOCK	/	14
714LM0GGGKK	OVALONE DNA ALU AUTO BLOCK	/	14
714LMONNNKK	OVALONE DNA ALU AUTO BLOCK	/	14
714LM0O0KK	OVALONE DNA ALU AUTO BLOCK	/	14
714LMORRRKK	OVALONE DNA ALU AUTO BLOCK	/	14
7150XONNNKK	TANGO DOUBLE GATE	8023577011066	32
7150XONNKK	TANGO DOUBLE GATE	8023577063393	32
7150XOQPPKK	TANGO DOUBLE GATE	8023577018560	32
7150XORPPKK	TANGO DOUBLE GATE	8023577012377	32
7150XNNNNKK	TANGO 360 DOUBLE GATE	8023577064444	32
716YXOPPPKK	QUEEDY DOUBLE GATE	8023577024769	33
719H00DB0KK	ARGON K - LIGHT ALLOY	8023577031118	18
719H30B00KK	ARGON F - LIGHT ALLOY	8023577031101	18
719H30D00KK	ARGON F - LIGHT ALLOY	8023577031095	18
719HA0DBBKK	ARGON S - LIGHT ALLOY	8023577031149	18
719HA0NNNKK	ARGON S - LIGHT ALLOY	8023577012056	18
7250XONN0KK	MINI FROG	8023577069142	34
726YX0P11KK	QUEEDY ANSI	8023577076362	33
729110BD0KK	ARGON RK - LIGHT ALLOY	8023577031125	19
72911ONC0KK	ARGON RK - LIGHT ALLOY	8023577015378	19
729130BP0KK	ARGON RF - LIGHT ALLOY	8023577031132	19
730LO0BD0KK	OVAL ALU STRAIGHT GATE	8023577033488	15
730LOONN0KK	OVAL ALU STRAIGHT GATE	8023577018485	15
730LOOPP0KK	OVAL ALU STRAIGHT GATE	8023577008523	15
730L0ORN0KK	OVAL ALU STRAIGHT GATE	8023577030326	15
730LA0BPPKK	OVAL ALU SCREW SLEVE	8023577024783	15
730LA0NNNKK	OVAL ALU SCREW SLEVE	8023577014227	15
730LA0ON0KK	OVAL ALU SCREW SLEVE	8023577054568	15
730LA0PPP0KK	OVAL ALU SCREW SLEVE	8023577012063	15
730LAORPPKK	OVAL ALU SCREW SLEVE	8023577024790	15
733LOONN0KK	GUIDE STRAIGHT GATE	8023577024752	23
733LOOPP0KK	GUIDE STRAIGHT GATE	8023577018614	23

#	Description	Ean Code	Page
733L10FC0KK	GUIDE BENT GATE	8023577013022	23
733L10PP0KK	GUIDE BENT GATE	8023577007861	23
733LA0FCPKK	GUIDE SCREW SLEEVE	8023577033402	23
733LAONNNKK	GUIDE SCREW SLEEVE	8023577029245	23
733LAOPP0KK	GUIDE SCREW SLEEVE	8023577008851	23
733LAORNP0KK	GUIDE SCREW SLEEVE	8023577024295	23
735B00BN0KK	HARNESSES STRAIGHT GATE	8023577068046	62
735B00CN0KK	HARNESSES STRAIGHT GATE	8023577057750	62
735B00EN0KK	HARNESSES STRAIGHT GATE	8023577057743	62
735B00PP0KK	HARNESSES STRAIGHT GATE	8023577024677	62
735B00RN0KK	HARNESSES STRAIGHT GATE	8023577030272	62
735C00BN0KK	HARNESSES STRAIGHT GATE	8023577030296	62
735C00CN0KK	HARNESSES STRAIGHT GATE	8023577055602	62
735C00EN0KK	HARNESSES STRAIGHT GATE	8023577055596	62
735C00RN0KK	HARNESSES STRAIGHT GATE	8023577042282	62
735COGPP0KK	HARNESSES EYE STRAIGHT GATE	8023577035130	62
735COGRN0KK	HARNESSES EYE STRAIGHT GATE	8023577042404	62
735E00BN0KK	HARNESS ALU ALLOY STRAIGHT GATE	/	16
735E00PP0KK	HARNESS ALU ALLOY STRAIGHT GATE	/	16
735E00RN0KK	HARNESS ALU ALLOY STRAIGHT GATE	/	16
735EOGPP0KK	HARNESS EYE ALU ALLOY STRAIGHT GATE	/	17
735EA0PPP0KK	HARNESS ALU ALLOY SCREW SLEEVE	/	16
735EAGPPP0KK	HARNESS EYE ALU ALLOY SCREW SLEEVE	/	17
735IOGPP0KK	HARNESS EYE ALU ALLOY STRAIGHT GATE	/	17
735IAGPPP0KK	HARNESS EYE ALU ALLOY SCREW SLEEVE	/	17
735LOGPP0KK	HARNESS EYE ALU ALLOY STRAIGHT GATE	/	17
735LA0PPP0KK	HARNESS ALU ALLOY SCREW SLEEVE	/	16
735LAGPPP0KK	HARNESS EYE ALU ALLOY SCREW SLEEVE	/	17
735LG0PPP0KK	HARNESS ALU ALLOY TWIST LOCK	/	16
735LM0PPP0KK	HARNESS ALU ALLOY AUTO BLOCK	/	16
735LMGPPP0KK	HARNESS EYE ALU ALLOY AUTO BLOCK	/	17
737L00DB0KK	LARGE MULTIUSE STRAIGHT GATE	8023577033785	28
737L00PP0KK	LARGE MULTIUSE STRAIGHT GATE	8023577008530	28
737LAONNNKK	LARGE MULTIUSE SCREW SLEEVE	8023577030364	28
737LAOPP0KK	LARGE MULTIUSE SCREW SLEEVE	8023577008547	28
737LAOQNP0KK	LARGE MULTIUSE SCREW SLEEVE	8023577030357	28
737LAORNP0KK	LARGE MULTIUSE SCREW SLEEVE	8023577018478	28
737LG0DPBKK	LARGE MULTIUSE TWIST LOCK	8023577033808	28
737LGNPNKK	LARGE MULTIUSE TWIST LOCK	8023577026718	28
737LG0PPP0KK	LARGE MULTIUSE TWIST LOCK	8023577014708	28
737LG0QPP0KK	LARGE MULTIUSE TWIST LOCK	8023577059747	28
737LGORPP0KK	LARGE MULTIUSE TWIST LOCK	8023577059754	28
737LM0PPBKK	LARGE MULTIUSE AUTO BLOCK	8023577031965	28
751000400KK	MINI D ALU ALLOY STRAIGHT GATE	8023577007885	63
751E00BD0KK	MINI D ALU ALLOY STRAIGHT GATE	8023577033433	63
751E00EN0KK	MINI D ALU ALLOY STRAIGHT GATE	8023577033815	63
751E00NN0KK	MINI D ALU ALLOY STRAIGHT GATE	8023577018447	63
751E00ON0KK	MINI D ALU ALLOY STRAIGHT GATE	8023577056098	63
751E00PP0KK	MINI D ALU ALLOY STRAIGHT GATE	8023577013701	63
751E00RN0KK	MINI D ALU ALLOY STRAIGHT GATE	8023577018430	63
751E00VN0KK	MINI D ALU ALLOY STRAIGHT GATE	8023577055657	63
751EA0NNNKK	MINI D ALU ALLOY SCREW SLEEVE	8023577026824	63
755B00BN0KK	MINI PEAR STRAIGHT GATE	8023577042978	62
755B00EN0KK	MINI PEAR STRAIGHT GATE	8023577057736	62
755B00NN0KK	MINI PEAR STRAIGHT GATE	8023577074542	62
755B00RN0KK	MINI PEAR STRAIGHT GATE	8023577043005	62
755B00VN0KK	MINI PEAR STRAIGHT GATE	8023577057729	62
755C00BN0KK	MINI PEAR STRAIGHT GATE	8023577024837	62
755C00EN0KK	MINI PEAR STRAIGHT GATE	8023577055589	62

#	Description	Ean Code	Page
755C00NN0KK	MINI PEAR STRAIGHT GATE	8023577043036	62
755C00ON0KK	MINI PEAR STRAIGHT GATE	8023577055640	62
755C00RN0KK	MINI PEAR STRAIGHT GATE	8023577024844	62
755C00VN0KK	MINI PEAR STRAIGHT GATE	8023577057712	62
765M10BD0KK	PADDLE BENT GATE	8023577056869	25
765M10NN0KK	PADDLE BENT GATE	8023577056876	25
765M10PP0KK	PADDLE BENT GATE	8023577058788	25
765M10RC0KK	PADDLE BENT GATE	8023577056852	25
765M1KRC0KK	PADDLE BAR BENT GATE	8023577057675	25
765M30BP0KK	PADDLE WIRE BENT GATE	8023577011844	25
765M30PP0KK	PADDLE WIRE BENT GATE	8023577011479	25
765M30RP0KK	PADDLE WIRE BENT GATE	8023577011707	25
772MA0NNNKK	HEAVY DUTY ALU SCREW SLEEVE	/	19
778MA0NNNKK	FERRATA SCREW SLEEVE	8023577029702	24
778MA0PPP0KK	FERRATA SCREW SLEEVE	8023577014630	24
778MG0NNNKK	FERRATA TWIST LOCK	8023577012452	24
778MG0PPP0KK	FERRATA TWIST LOCK	8023577015170	24
778MGORPP0KK	FERRATA TWIST LOCK	8023577029719	24
778MM0NNNKK	FERRATA AUTO BLOCK	8023577052717	24
778MMORPP0KK	FERRATA AUTO BLOCK	8023577029733	24
778MU0NNNKK	FERRATA EXPRESS SLEEVE	8023577030388	24
778MU0PPP0KK	FERRATA EXPRESS SLEEVE	8023577024868	24
783I0ONN0KK	ERGO STRAIGHT GATE	8023577030418	20
783I0ONN0KK	ERGO BENT GATE	8023577033204	20
783IA0NNNKK	ERGO SCREW SLEEVE	8023577024875	20
783IG0NNNKK	ERGO TWIST LOCK	8023577057040	21
783IM0NNNKK	ERGO AUTO BLOCK	8023577060965	21
783IU0PPP0KK	ERGO EXPRESS SLEEVE	8023577029252	20
783IX0NP5KK	ERGO DOUBLE GATE	/	21
783IY0NP5KK	ERGO OPEN LATCH DOUBLE GATE	/	21
786MA0DBDKK	H.M.S. CLASSIC SCREW SLEEVE	8023577033440	30
786MA0NNNKK	H.M.S. CLASSIC SCREW SLEEVE	8023577012162	30
786MA0ON0KK	H.M.S. CLASSIC SCREW SLEEVE	8023577054131	30
786MA0PPP0KK	H.M.S. CLASSIC SCREW SLEEVE	8023577008899	30
786MA0RNPKK	H.M.S. CLASSIC SCREW SLEEVE	8023577021775	30
786MG0DPBKK	H.M.S. CLASSIC TWIST LOCK	8023577033457	30
786MG0NNNKK	H.M.S. CLASSIC TWIST LOCK	8023577014517	30
786MG0PNKK	H.M.S. CLASSIC TWIST LOCK	8023577054117	30
786MG0PPP0KK	H.M.S. CLASSIC TWIST LOCK	8023577014494	30
786MGORPP0KK	H.M.S. CLASSIC TWIST LOCK	8023577023496	30
786MM0DPBKK	H.M.S. CLASSIC AUTO BLOCK	8023577033464	30
786MM0NNNKK	H.M.S. CLASSIC AUTO BLOCK	8023577015514	30
786MM0PNKK	H.M.S. CLASSIC AUTO BLOCK	8023577054124	30
786MMORPP0KK	H.M.S. CLASSIC AUTO BLOCK	8023577018379	30
787MA0DBDKK	H.M.S. NAPIK SCREW SLEEVE	8023577031156	31
787MA0NNNKK	H.M.S. NAPIK SCREW SLEEVE	8023577013923	31
787MA0ON0KK	H.M.S. NAPIK SCREW SLEEVE	8023577054537	31
787MA0PPP0KK	H.M.S. NAPIK SCREW SLEEVE	8023577012773	31
787MG0BDPKK	H.M.S. NAPIK TWIST LOCK	8023577034065	31
787MG0NNNKK	H.M.S. NAPIK TWIST LOCK	8023577074764	31
787MG0PNKK	H.M.S. NAPIK TWIST LOCK	8023577054544	31
787MGORPP0KK	H.M.S. NAPIK TWIST LOCK	8023577018386	31
787MM0BPP0KK	H.M.S. NAPIK AUTO BLOCK	8023577034072	31
787MM0NNNKK	H.M.S. NAPIK AUTO BLOCK	8023577071718	31
787MM0PNKK	H.M.S. NAPIK AUTO BLOCK	8023577054551	31
787MMORPP0KK	H.M.S. NAPIK AUTO BLOCK	8023577029276	31
787MMKOPNKK	H.M.S. NAPIK AUTO BLOCK	8023577072548	31
789I0OCN0KK	TRAPPER STRAIGHT GATE	8023577018522	22
789I0OPP0KK	TRAPPER STRAIGHT GATE	8023577024882	22

#	Description	Ean Code	Page
789I10CN0KK	TRAPPER BENT GATE	8023577018515	22
789I10PP0KK	TRAPPER BENT GATE	8023577028538	22
789IA0CNPKK	TRAPPER SCREW SLEEVE	8023577034119	22
789IA0NNNKK	TRAPPER SCREW SLEEVE	8023577026916	22
#9			
923A302N0XX	BUCKLE 923	8023577052939	81
923A302P0XX	BUCKLE 923	8023577047638	81
923A442N0XX	BUCKLE 923	8023577047652	81
923A442P0XX	BUCKLE 923	8023577047676	81
924A441N0XX	BUCKLE 924	8023577047720	81
924A441P0XX	BUCKLE 924	8023577047744	81
924F4410ZXX	BUCKLE 924	/	81
927F211N0XX	BUCKLE 927	8023577047799	82
927F281N0XX	BUCKLE 927	8023577047805	82
927F321N0XX	BUCKLE 927	8023577047812	82
927F441N0XX	BUCKLE 927	8023577047829	82
928A282N0XX	BUCKLE 928	8023577047836	82
928F441N0XX	BUCKLE 928	8023577047843	82
929F4420ZXX	BUCKLE 929	/	81
930028O00KK	ANA	8023577055855	36
930046N00KK	ANA	8023577074900	36
930046O00KK	ANA	8023577021607	36
937A210N0XX	BUCKLE 937A.21	8023577074566	81
938A171P0XX	BUCKLE 938	8023577076911	83
938A211P0XX	BUCKLE 938	8023577076904	83
96042NN00KK	LOTOR	8023577070773	36
96048NO00KK	LOTOR	8023577072388	36

NOTE

The contents of this catalogue may not be used or copied not even in part without quoting the source and without written permission from KONG S.P.A. All rights reserved. As specifications, design, production and techniques are in continuous evolution this brochure should not be regarded as an infallible guide. All data, colours of items and technical specifications given may be subject to change and improvement without warning or notice. Our web site www.kong.it is constantly up-dated and/or corrected.

Il contenuto di questo catalogo non può essere usato o riportato neppure parzialmente senza citare la fonte e senza il permesso scritto della KONG S.P.A. Tutti i diritti sono riservati. Poiché le specifiche, la progettazione, la produzione e le tecniche sono in continua evoluzione, tale catalogo non deve essere considerato una guida infallibile. Tutti i dati, i colori degli articoli e le caratteristiche tecniche riportati possono subire modifiche e miglioramenti senza alcun preavviso. Il ns. sito www.kong.it viene costantemente aggiornato e/o corretto.

Follow us



**HELMETS
CASCHI**



MOUSE HV



MOUSE HEADPHONES



MOUSE VISOR

**HARNESSES
IMBRACATURE**



X-FIVE



LARIO 1



KLAIRE

**PULLEYS
CARRUCOLE**



ZIP EVO



FUTURA MINI BLOCK



REFLEX

**GLOVES
GUANTI**



SKIN GLOVES



FULL GLOVES



ALEX GLOVES

**DESCENDERS
DISENSORI**



OKA



FULL

**ROPE CLAMPS
BLOCCANTI**



FUTURA HAND



DUCK

**BAGS
SACCHI**



CONVOY



OMNI BAG

**COMPLEX EQUIPMENT
ATTREZZATURE COMPLESSE**



911 HIVE



RAIZER



Where we are, reach us
Dove siamo, raggiungi





KONG s.p.a.

Via XXV Aprile, 4 - (zona industriale)
I - 23804 MONTE MARENZO (LC) - ITALY
Tel +39 0341630506 - info@kong.it

www.kong.it

"Campione gratuito di modico valore (art. 2 c. 3 DPR 633/72)"

KONG - CONNECTORS 2025
Rev. 0 - EN/IT



8 023577 054674